



**ANNUAL ADMINISTRATIVE REPORT
OF
ASSAM SCIENCE AND TECHNOLOGY
UNIVERSITY
(2022-2023)**

ANNUAL REPORT (PART -A): ACADEMIC REPORT

Foreword

Acronyms and Abbreviations

Content

Sl. No	Particulars	Page
1.0	About the University	1
2.0	Academic Programs and Admission, 2022-23	1
3.0	Affiliation of colleges and courses	3
4.0	Meetings of the Academic Council & Board of Studies	3
5.0	Research Infrastructure	4
6.0	Library	11
7.0	All India Survey of Higher Education (AISHE)	13
8.0	PhD Programme	15
9.0	Research Fellowship	16
10.0	Recognition of PhD research Guides/Supervisor	17
11.0	Details of URC meeting held (2022-23)	19
12.0	Details of Scholarship (NSP Portal)	19
13.0	Department of Energy Engineering, School of Engineering, ASTU	19
14.0	Patent	28
15.0	Samarth Implementation	28
16.0	Translation of Technical Book to Assamese Language	29
17.0	Other Activities	
	I. Combined Entrance Examination (CEE), 2022	
	II. Joint Lateral Entry Examination (JLEE), 2022 and Joint MCA Entrance Examination (JMEE), 2022	29-32
	III. National Academic Depository (NAD)	
	IV. Academic Bank of Credit (ABC)	
	V. National Service Scheme (NSS)	

1.0 About the University

The Assam Science and Technology University was established by the Government of Assam under Assam Science & Technology University Act 2009. It aims to provide education and research in the field of science & technology and other professional courses in Assam. The university is responsible for academic regulation of all undergraduate and post-graduate programs in engineering, and pharmaceutical sciences and a few professional courses in science and management sectors. ASTU is expected to be a university of the highest standing, and to secure the advancement, diffusion and extension of knowledge in all spheres of learning

1.1 Objectives

1. Regulation of Courses and the Examination system for both Undergraduate and Postgraduates Programme including the degree leading to PhD for Science and Technology discipline for all the Engineering Colleges in the state of Assam.
2. Introduction of Post Graduate Courses in identified thrust areas.
3. Establishment of Research and Development Activities.
4. Development of a Data Bank for Natural Resources. Assam Science and Technology University has been established to bring all the Engineering Colleges/Institutions of Assam under a single platform and to provide uniform standards of technical education.

1.2 Vision:

1. Give synchronized strategic and operational leadership to the technical education of Assam through a unified structure.
2. Create a state-of-the-art infrastructure and train excellent academic personnel to be with international peers.

1.3 Mission:

1. Establish a platform to participate together by government and private organizations under a unified umbrella.
2. Create facilities for all to participate; Interaction with industries.

2.0 Academic Programs and Admission, 2022-23

The University provides education and research in the field of science & technology and other professional courses through 32 affiliated colleges in the disciplines of science, technology and professional programmes. At present all the government engineering colleges of Assam are affiliated with Assam Science and Technology University. The university also provides through its on-campus programs- M. Tech energy Engineering and Doctoral Programs.

All the courses under the university are revised based on the recommendations of regulatory bodies such as AICTE, UGC, PCI, CAI, ICAR etc. The university is planning to

implement the NEP 2020 in the curriculum of the University The status of course-wise admission under the university for the year 2022-23 is given below:

2.1 Enrolment for Academic Session: 2022-23

Year	Male	Female	Total
2022-23	2672 (72%)	1042 (28%)	3714 (100.00%)

2.2 Category-wise Registration 2022-23

SL	Categories	2022-23
1	General	1886(51%)
2	SC	215(6%)
3	OBC/MOBC	1168(31%)
5	ST	445(12%)
6	Total	3714(100.0)

2.3 Program-wise Enrolment (2022-23)

SL. No.	Programme	No of student
1	Advance Diploma	10
2	Bachelor of Architecture	9
3	Bachelor of Pharmacy	356
4	Bachelor of Science	97
5	Bachelor of Science (Hons.)	10
6	Bachelor of Technology	2150
7	Bachelor of Business Administration	50
8	Bachelor of Computer Applications	70
9	Integrated M.Sc	1
10	Master of Pharmacy	60
11	Master of Planning	4
12	Master of Science	194
13	Master of Technology	108
14	Master of Vocational Courses	5
15	Masters in Hospital Administration	27
16	Master of Business Administration	46
17	Master of Computer Applications	82

SL. No.	Programme	No of student
18	Master of Social Work	10
19	Master of Tourism Management	21
20	Doctor of Philosophy	75
21	Bachelor of Pharmacy(Practice)	66
22	Diploma of Pharmacy	221
23	MBA Trimester Mode	42
	Total	3714

3.0 Affiliation of Colleges and Courses

During 2022-23, 1 institution is affiliated with Assam Science and Technology University. The institutions and the academic program is given below:

Colleges Affiliated with ASTU during Academic Session 2022-23

Sl. No	College/Institute	Courses with intake capacity (student)
1	National Power Training Institute (Ministry of Power, Govt. of India)	M.Sc in Power - 18

4.0 Meetings of the Academic Council & Board of Studies

The meetings of the Academic Council of the Assam Science and Technology University held during 2022-23 are as follows:

Meetings of the Academic Council held during 2022-23

Sl No	Particulars	Date of the meeting
1	25 th Academic Council Meeting	29/09/2022
2	26 th Academic Council Meeting	07/12/2022
3	27 th Academic Council Meeting	17/02/2023

The council meeting approved the ERP system applicable to all courses with immediate effect of the University. The Academic calendar for 2022-23 was discussed in the council meeting. Recognition was given to NERIWALM Tezpur as a PhD research center. The admission of ADF scholars for AICTE doctoral fellowship was approved in the council for the applicants covering different engineering branches of Chemical Engineering, Energy Engineering, Mechanical Engineering, Computer Science and Engineering. The 26th Academic Council approved the degrees to 4343 candidates covering 2019, 2020 and 2021 passed out students for the 2nd convocation of the University that was conducted on 19th December 2022 along with the list of gold medallist and program toppers. The introduction of Universal Human value courses as per AICTE guidelines was approved in the council as a course in 3rd semester B.Tech

course. The implementation of NEP 2020 was decided as per the notification of Govt of Assam in various courses of the University following the model framework as published by the Government. The respective BOS will formulate the course curriculum for each and every course of the University. The council also adopted the UGC (minimum standards and procedures for award of PhD degree) Regulations 2022 to be implemented for conducting research leading to PhD degree by the University.

5.0 Research Infrastructure


5.1 Lab-I: Multi-disciplinary Experimental and Testing Accessible Laboratory

(METAL): On-going R&D activities under the lab are:

- (i) Development of novel anti-corrosive coating (polymer to metal coating)
- (ii) Development of Silicon thin film for photovoltaics application
- (iii) Improve the seed germination and production yield of different seeds using cold air plasma technology
- (iv) Synthesis of graphene-based battery material for electric vehicle
- (v) Plasma Pyrolysis Process for municipal solid waste disposal

Available Facilities:

iPVD reactor: The state-of-the-art technology allows the deposition of metals, alloys, ceramic, and polymer thin films onto a wide range of substrate materials. The ultra-high vacuum iPVD reactor is designed by ASTU and fabricated at Excel Instruments, Maharashtra. The total cost of the whole set up is around 70.0 lakhs.

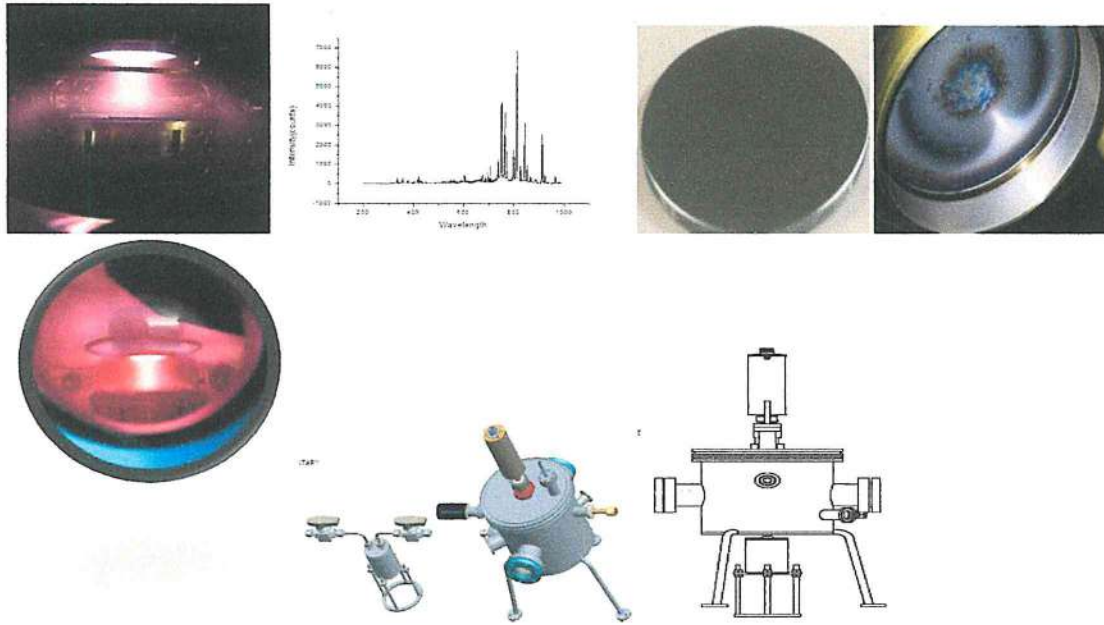


EGDR: The Experimental Glow Discharge Reactor can be used to study for plasma agriculture, plasma nitriding and also for basic research. The reactor is designed by ASTU and fabricated at ETS, Ahmedabad. The total cost of the whole set-up is around 10.0 lakhs.




TTD Derived Plasma Reactor: The set-up is designed by ASTU and fabricated at Excel Instruments, Maharashtra. The total cost of the whole set-up is around 1.0 lakhs. The reactor is designed to study the TTD film for biomedical applications.

Other important instruments/equipment in the lab are HR Optical emission/absorption spectrometer, Contact angle measurement set up, High voltage DC power supplies, RF power supply, DSO, Function generator, Ultrasonicator, Magnetic stirrer, water analysis kit, Heating and cooling assembly, etc



5.2 Lab-II: Material Science Research Laboratory (MSRL): The main on-going Research activities in the lab is development of new aluminum and magnesium alloys

Materials Science and Technology are advancing fast and are of particular relevance for industry and society as materials create added value in most products. At the same time, costs must be minimized, sustainability improved, and products rendered more attractive, portable, or usable by making them smaller and lighter. The establishment of this research laboratory at present will help the researchers to develop new alloys specially for aluminium and magnesium alloys, sample preparation for microstructure studies, mechanical property determination, characterization, heat treatment and composition analysis of alloys.



Available facilities are 1. Muffle Furnace (Programable) 2. Oven 3. Stir Casting Melting Furnace with vacuum die attachment (for aluminium and Magnesium alloys) 4. Diamond Sectioning Machine 5. Automatic Polishing Machine 6. Optical Emission Spectrometer (Fe and Al base) 7. Optical Microscope with image analyser 8. Micro-Hardness Tester with camera attachments 9. Mounting Press (cold and hot) 10. Rockwell Hardness teste

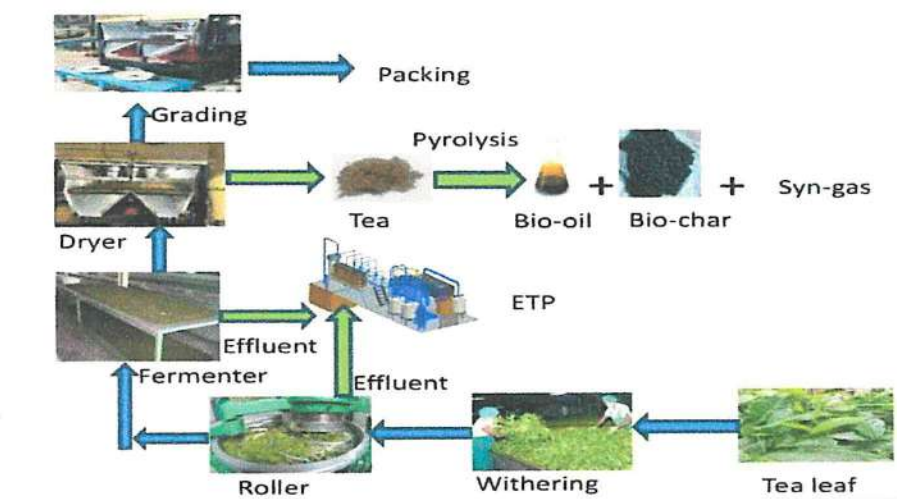
5.3 Lab-III: Energy Research Laboratory

The major types of equipment available in the Energy Research Laboratory are: Thermogravimetric Analyzer (TGA), Differential Scanning Calorimetry (DSC), Pyrolysis Unit (lab scale), Bomb Calorimeter, Rheometer, Flush Point and Fire Point Apparatus, Cloud Point and Pour Point Apparatus, Flue gas analyzer, Single Phase power Analyzer, Hot air oven, Muffle Furnace, Soxhlet Extraction Unit, Solar Cooker, Muffle Furnace, Soxhlet Extraction Unit, Solar Cooker, Biomass Cooking Stoves, Hybrid Solar PV Plant, Flat Plate Collector, Evacuated Tube Collector, Pyranometer, Sunshine Duration Recorder, Weather metering system, Water/Soil analysis kit, Electrical Shaker with Auger, Flame photometer, Centrifuge, Atomic absorption spectrometer, pH meter, IC Engine System.

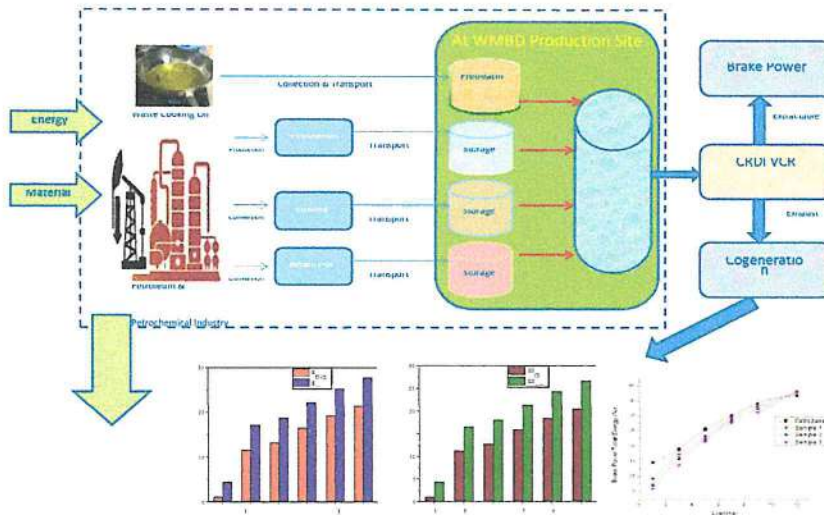
Some of the major research outputs during 2022-2023 (publications in reputed journals) utilizing these lab facilities are:

- **P. Bora, J. Kakoti, P. Saikia, N.J. Talukdar, M.M. Phukan, D. Rakshit;** Exergetic and environmental life cycle assessments for waste cooking oil microemulsion biofuel in compression ignition engine. *Journal of Renewable and Sustainable Energy (AIP)*, 2023; 15 (2): 023101. <https://doi.org/10.1063/5.0143658>. IF: 2.847
- **M. Haque, P. Bora, M.M. Phukan and T. Borah,** Bioenergy Generation and Value-addition from Processing Plant Generated Industrial Tea Waste: A Thermochemical Approach, *Biomass Conversion and Biorefinery*, 2023. <https://doi.org/10.1007/s13399-023-04345-z>. (Springer Nature) IF: 4.050
- **SR Sangma, MM Phukan, V Chongloi, DK Verma, P Bora, S Kumari, PP Pankaj,** Phytochemical profiling, antioxidant and antimicrobial investigations on *Viburnum simonsii* Hook. f. & Thoms, an unexplored ethnomedicinal plant of Meghalaya, India. *Future Journal of Pharmaceutical Sciences* 9, 114 (2023). <https://doi.org/10.1186/s43094-023-00567-0>
- **U. Bordoloi, D. Das, D. Kashyap, D. Patwa, P. Bora, H.H. Muigai, P. Kalita,** Synthesis and comparative analysis of biochar based form-stable phase change materials for thermal management of buildings, *Journal of Energy Storage* 55, 2022, 10580 (Elsevier) 1. IF: 8.907
- **R. Katakai, M.M. Phukan, D. Kalita, P.P. Pankaj, J. Saha, P.P. Das, P. Bora, N. Hazarika, S.R. Sangma and M. Kumar,** Next Generational Biosurfactant and Their Practical Applications in Food Industries, in *Applications of Next Generation Biosurfactants in the Food Sector* in Inamuddin & C. Adetunji (eds.), Elsevier, Academic Press, 2022 (eBook ISBN: 9780128242841, Paperback ISBN: 9780128242834)
- **M.M. Phukan, S.R. Sangma, D. Kalita, P. Bora, P.P. Das, K. Manoj, P.P. Pankaj, I. Jamir, D.K. Verma, G. Bupesh, K.M. Sundaram,** Alkaloids and terpenoids: Synthesis, classification, isolation and purification, reactions, and applications, in *Handbook of Biomolecules*, C. Verma, D.K. Verma (eds.), Elsevier, 2023, pp. 177-213 (ISBN 9780323916844). DOI: <https://doi.org/10.1016/B978-0-323-91684-4.00017-7>.
- **R. Katakai, M.M. Phukan, D. Kalita, P.P. Pankaj, J. Saha, P.P. Das, P. Bora, N. Hazarika, S.R. Sangma and M. Kumar,** Next Generational Biosurfactant and Their Practical Applications in Food Industries, in *Applications of Next Generation Biosurfactants in the*

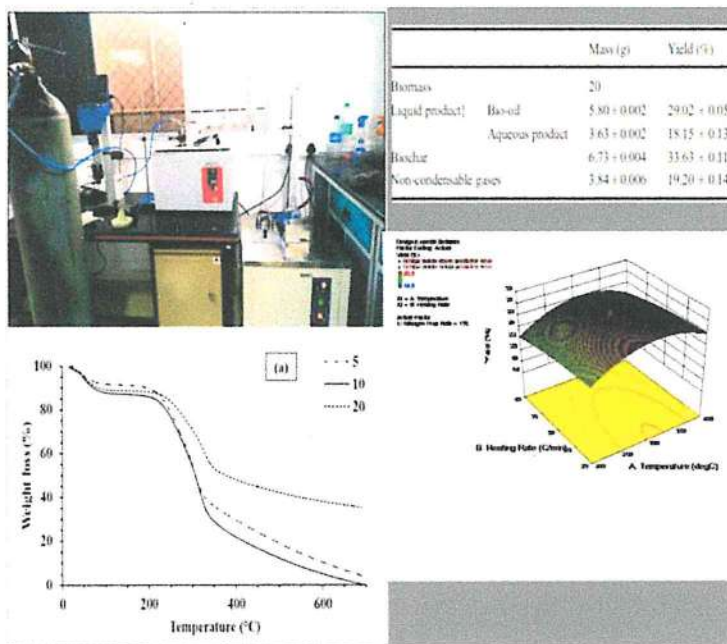
- Food Sector*, Inamuddin & C. Adetunji (eds.), Elsevier, Academic Press, 2023 (eBook ISBN: 9780128242841, Paperback ISBN: 9780128242834). pp. 361-389 DOI: <https://doi.org/10.1016/B978-0-12-824283-4.00020-4>
- M.M. Phukan, P.P. Pankaj, S.R. Sangma, R. Ahmed, K. Manoj, J. Saha, M.K. Ray, A.S. Kulnu, R. Kumar, K. Sagar, P.P. Das, **P. Bora**, Antimicrobial, anti-inflammatory, and wound-healing activities of medicinal plants, in *Phytochemicals in Medicinal Plants: Biodiversity, Bioactivity and Drug Discovery*, C. Arora, D.K. Verma, J. Aslam, P.K. Mahish (eds.), Walter de Gruyter GmbH, Berlin/Boston, 2023, (eBook ISBN: 9783110791891, Paperback ISBN: 9783110791761) pp. 185-204. DOI: <https://doi.org/10.1515/9783110791891-009>.
 - N. Bhuyan, **N.D. Choudhury**, B.K. Dutta, et al. Assessment of kinetic parameters, mechanisms and thermodynamics of *Tithonia diversifolia* pyrolysis. *Biomass Conv. Bioref.* 13, 2703–2718 (2023). <https://doi.org/10.1007/s13399-021-01575-x>
 - **IH Mondal, M Baruah, ND Choudhury** (2022) Tribological characterisation of bio lubricant from cucurbita pepo L. seed oil, *Advances in Materials and Processing Technologies*, DOI: 10.1080/2374068X.2022.2161158
 - **ND Choudhury, N Saha** (2022). A Preliminary Investigation of Physicochemical, Rheological and Tribological Properties of Bio-lubricant from *Thevetia Peruviana* Oil, *Tribology in Industry*; Vol. 44, Iss. 4, 641-651.




Bioenergy Generation and Value-Added Product Development from Industry Generated Tea Waste
(<https://doi.org/10.1007/s13399-023-04345-z>)



Exergetic and environmental life cycle assessments for waste cooking oil microemulsion biofuel in compression ignition engine. <https://doi.org/10.1063/5.0143658>



Characterization and Evaluation of Energy Properties of Pellets produced from Coir pith, Saw dust and Ipomoea carnea and their blends (<https://doi.org/10.1080/15567036.2020.1871446>)




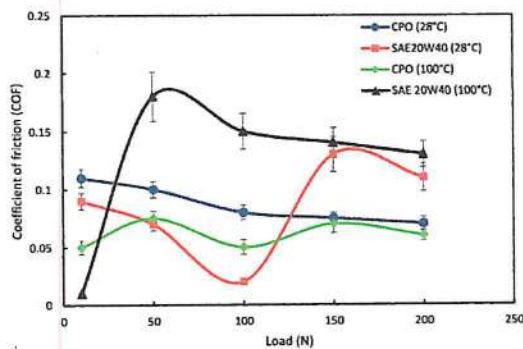
Assessment of kinetic parameters, mechanisms and thermodynamics of *Tithonia diversifolia* pyrolysis (<https://doi.org/10.1007/s13399-021-01575-x>)

5.4 Lab-IV: Tribology Research Laboratory

The major types of equipment available in the Tribology Research Laboratory are: Four Ball Tester, Pin Ball on Disc Tribometer, Journal Bearing.

Some of the major research outputs during 2022-2023 (publications in reputed journals) utilizing these lab facilities are:

1. **IH Mondal, M Baruah, ND Choudhury** (2022) Tribological characterisation of bio lubricant from cucurbita pepo L. seed oil, *Advances in Materials and Processing Technologies*, DOI: 10.1080/2374068X.2022.2161158
2. **ND Choudhury, N Saha** (2022). A Preliminary Investigation of Physicochemical, Rheological and Tribological Properties of Bio-lubricant from *Thevetia Peruviana* Oil, *Tribology in Industry*; Vol. 44, Iss. 4, 641-651.
3. **M Baruah, K Kalita**, Effect of longitudinal and lateral holes on the performance of an elliptical pin fin heat exchanger, *Trans Indian Natl. Acad. Eng.* 8, 235-244 (2023).



Tribological characterisation of bio lubricant from *cucurbita pepo L.* seed oil, *Advances in Materials and Processing Technologies*, DOI: 10.1080/2374068X.2022.2161158


5.5 Lab-V: Plasma Pyrolysis Laboratory (PPL)-On-going R&D activities in the lab are:

1. Examined the disposal efficiency of the plasma pyrolysis plant for a different kinds of solid waste.
2. Study the utilization of the plasma pyrolysis residue

Available Facilities: Plasma pyrolysis is one of the efficient technology for the safe disposal of municipal solid waste in an eco-friendly manner. In this technology high temperature is generated in a chamber in oxygen starved condition. Organic waste disintegrates into hydrogen, CO and lower hydrocarbon gases because of oxygen starved condition at high temperature. These high calorific gases are cleaned by gas cleaning system and then, it can be utilized for useful applications. A Plasma pyrolysis plant with a disposable capacity of 10 kg/hr is designed and installed at ASTU premises for the disposal of solid waste under Centre for Advance Research in Science and Technology (CARST). The image of the plant is given below;



5.6 Lab-VI: IC Engine Research Laboratory



5.7.: Hybrid Solar PV Power Plant



A 15 kWp Hybrid PV Solar Plant has been installed recently at ASTU under AICTE GAINER Project. Summer Internship programmes are already been offered to the students on Installation, Operation and Maintenance of Hybrid Solar Photovoltaic Power Plant. M.Tech (Energy Engineering) students are also getting opportunities for hands-on training on Solar PV Plant.

6.0 Library

The Assam Science and Technology University Central Library established in 2018-19 caters to the educational needs of students, teachers, and research scholars. The university library is committed to maintaining high standards of excellence in knowledge preservation and resource dissemination to the university community. Boasting an impressive collection, the library prides itself on its diverse assets, including books, journals, magazines, newspapers, dissertations, and theses.

Staff Strength	2
Library Assistant (Technical)	Sukanya Pathak
Multi-Tasking Helper	Mamoni Begum

As of January 17, 2024 the library's holding include:

Books	1286
Dissertation	456
Theses	13
Newspaper	5

Notable journals in the collection encompass Yojana, Current Science, University News, Manthan, and The Sikh Review. Periodicals such as Samachar, Sainik Samachar, Right to Information Report, Connect, and Education Law Cases also contribute to the wealth of resources.

Specialized collections enhance the library's offerings:

- Hindi Books Section supported by the NEC Fund
- University Publications

- GATE Study Material

Dedicated to providing a range of services, the Central Library offers:

- Plagiarism checking using DrillBit Extreme Plagiarism Detection Software (PDS) by SodhSuddhi
- Circulation Service
- User Service
- Online Public Access Catalog (OPAC)
- Electronic Thesis and Dissertation (ETD) access through Shodhganga



Two PHD theses are currently available in Shodhganga, INFLIBNET. The university boasts 187 registered members in the National Digital Library of India (NDLI) and employs **KOHA** as its library management software.

Beyond its extensive resources, the library features well-equipped furniture and ample reading space. With a current seating capacity of 20, the library is fully air-conditioned and offers excellent natural lighting, ensuring a pleasant reading experience for our patrons.

Library Furniture

Items	Quantity
Study Table	3
Chairs	22
Almirah	2
Displaying Almirah	3
Book Rack	3
Book Showcase	7
Newspaper /Periodical Stand	4

Items	Quantity
Printer	1
Desktop	3
Computer Table	2

Future Prospects

1. The library envisions a proactive initiative to contribute additional PhD theses to Shodhganga, further enriching the digital repository.
2. Additionally, the library is committed to establishing connections with DELNET (Developing Library Network) to enhance its network and collaborative opportunities.

7.0 All India Survey of Higher Education (AISHE)

All India Survey on Higher Education (AISHE) was established by the Ministry of Human Resource Development for conducting an annual web-based survey, thereby portraying the status of higher education in the country. The survey is conducted for all educational institutions in India on many categories like teachers, student enrolment, programmes, examination results, education finance, and infrastructure. This survey is used to make informed policy decisions and research for the development of education sector.

Objectives: There are two objectives for this survey are to

- Identify all the institutions of higher learning in the country
- Collect data from all the higher education institutions on various aspects of higher education.

Data Collection: The collection of data is done under the following categories:

- Institution's Basic Details
- Teacher's Details
- Details of Non-Teaching Staff
- Programme conducted under various Faculties/Schools & Departments/Centres
- Students enrolled in these programmes
- Examination result of the terminal year of each Programme
- Financial Information such as Receipt and Expenditure under various heads
- Availability of Infrastructure
- Scholarships, Loans & Accreditation

Assam Science and Technology University AISHE code is **U-0673**

Nodal Officer: Dr. Monoj Baruah

7.1 College/ Institutions registered under ASTU- AISHE:

There are 32 institutions under the affiliation of Assam Science and Technology University (ASTU) to date. Out of these 16 institutions have registered/ shifted to the Assam Science and

Technology University. The rest of the institutions are expected to shift their AISHE registration to ASTU soon.

Sl. No	District	College/ Institutions	Code
1	Karimganj	Barak Valley Engineering College	C-59806
2	Kamrup Metro	Brahmaputra College	C-55858
3	Kamrup Metro	Daffodil College of Horticulture	C-64585
4	Dhemaji	Dhemaji Engineering College	C-64586
5	Kamrup Metro	Dona International Institute of Assam	C-66308
6	Kamrup	Girijananda Chowdhury Institute of Management & Technology, Azara	C-17309
7	Kamrup Metro	Girijananda Chowdhury Institute of Pharmaceutical Science, Azara	C-54626
8	Sonitpur	Girijananda Chowdhury Institute of Pharmaceutical Science, Tezpur	C-63906
9	Golaghat	Golaghat Engineering College, Golaghat	C-63924
10	Kamrup Metro	Guwahati College of Architecture, Azara	C-57435
11	Kamrup Metro	National Institute of Electronics and Information Technology (NIEIT), Guwahati	C-66301
12	Kamrup	NETES Institute of Pharmaceutical Science (NIPS), Mirza	C-57983
13	Sonitpur	North Eastern Regional Institute of Water and Land Management (NERIWALM), Tezpur	C-64696
14	Kamrup Metro	Pratiksha Institute of Pharmaceutical Sciences (PIPS), Guwahati	C-60136
15	Kamrup Metro	Rahman Institute of Pharmaceutical Sciences and Research (RIPS), Tepesia	C-61817
16	Kamrup Metro	Royal School of Engineering and Technology (RSET), Guwahati	C-54628

8.0 PhD Programme

8.1 PhD Research Centres

Sl. No.	Name of the Centres	PhD Disciplines
1	Assam Engineering College:	Civil Engineering, Electrical Engineering, Mechanical Engineering, Chemical Engineering, Computer Science and Engineering, Electronics and Communications Engineering and Chemistry
2	Assam Institute of Management	Business Administration
3	NIPS, MIRZA	Pharmacy
4	Jorhat Engineering College, Jorhat	Mechanical Engineering, Computer Science and Engineering, Instrumentation Engineering, Civil Engineering, Electrical Engineering
5	Jorhat Institute of Science and Technology, Jorhat	Physics, Chemistry. Mathematics
6	School of Engineering	Energy Engineering, Mechanical Engineering, Chemical Engineering, Computer Science and Engineering,
7	NERIWALM, Tezpur	Water Resource Management

8.2 PhD Scholar Enrolment Details

Sl. No.	PhD Centre	Year/session	No. of scholar
1.	Assam Engineering College	2022 (odd)	38
2.	Assam Institute of Management	2022 (odd)	10
3.	NIPS, MIRZA	2022 (odd)	10
4.	School of Engineering	2022 (odd)	2
5.	Jorhat Engineering College	2022 (odd)	7
6.	Jorhat Institute of Science and Technology	2022 (odd)	10
7.	NERIWALM, Tezpur	2022 (odd)	1

8.3 Award of PhD Degree

A total of fourteen (14) scholars are awarded Doctorate of Philosophy (PhD) degree details of which are furnished below:

Sl No.	Name & Registration No	Faculty	Title of the thesis
1	Aruna Dev Rroy Reg No: 208215416	Management	Green Marketing: A study on consumer perception in Kamrup district.
2	Ms. Bitopi Gogoi Reg No: 291515417	Management	Innovative Work Behaviour: A Critical Study of Select Industries in Assam
3	Mr. Pradyut Kumar Borah Reg No: 292415417	Management	Knowledge Management Practices and Systems in Private Hospitals of Northeast-A Case Study
4	Mr. Sanjay Karmakar Reg No: 292915417	Management	Financial Inclusion in Bodoland territorial region of Assam: An empirical study on its status and constraints
5	Mr. Debashis Dev Misra Reg No: 209115416	Engineering	Evolutionary Approach for Optimized Routing in Heterogeneous Ultra-Dense Wireless Networks
6	Mr. Ripunjoy Bordoloi Reg No: 292715417	Pharmacy	Formulation, <i>In-Vitro/In-Vivo</i> Evaluation and Optimization of Bio-Adhesive Microsphere of Gliclazide by Cross-Linking of Starch Isolated from Banana Species (<i>Musa Balbisiana</i>) For Enhanced Bioavailability
7	Papari Nayak Reg No: 210015416	Management	A Study on Organizational Citizenship Behavior and Job Satisfaction of Teaching Staff of Higher Educational Institutions in Lower Assam
8	Antara Mahanta Barua Reg No: 208115416	Engineering	Prediction of Electrical Consumer Profile Using Smart Meter Data-Special Reference to the Smart Meter Pilot Project of Assam
9	Ranjan Kalita Reg No: 210415416	Mathematics	Mathematical Modelling of Diabetes Mellitus Under the Influence of Externally Ingested Glucose
10	Hirak Ranjan Das Reg No: 292115417	Engineering	Numerical and Experimental Investigations of Macro Flow Dynamics Due to Wind over Earth Fixed Structures
11	Bapan Kalita Reg No: 291315417	Mathematics	A Stochastic approach to Mathematical Modeling of Japanese Encephalitis and Impact of some Control Measures
12	Banajit Sarmah Reg No: 291215417	Mathematics	Investigations of Characteristic Properties of Solitary Waves in Dusty Plasma by Nonperturbative Approach
13	Nandini Borah Reg No: 292315417	Management	A Study on Employee Engagement in the Service Sector: A Critical Analysis of Antecedent and Outcome Variables

9.0 Research Fellowship

9.1 DST INSPIRE Fellowship under INSPIRE Programme: A total of two (02) scholars are availing DST INSPIRE Fellowship details of which if furnished below:

Inspire Code	Name, Designation	Discipline	Year of scholarship availed
IF190138	Mr. Suman Kumar, JRF	Pharmacy	12/09/2019
IF190482	Mr. Chinmoy Bhuyan, jrf	Pharmacy	2/3/2021

9.2 AICTE Doctoral Fellowship (ADF) programme under ASTU: The departments offering Ph. D (under the ADF scheme) are Energy engineering, Chemical engineering, Mechanical engineering and Computer engineering at the school of engineering ASTU. Following are the details of scholars enrolled under the scheme:

Session	Department wise no. of scholars	Total No. of scholars
2020-21	Mechanical Engineering (3) Energy Engineering (2)	5 (One scholar withdrew)
2021-22	Mechanical Engineering (1)	1
2022-23	Energy Engineering (4)	4

10.0 Recognition of PhD Research Guides/Supervisor

Sl No	Name & address	Department /Specialization	Status
1.	Dr. Pabitra Sarmah, Silapathar Science College	Zoology	Guide
2.	Dr. Jitu Gogoi, Silapathar Science College	Botany	Guide
3.	Dr. Ranjit Saikia, Silapathar Science College	Botany	Co-guide
4.	Dr. Kamalesh Kumar Pandit, Jorhat Institute of Science and Technology	Mathematics	Guide
5.	Dr. Dhrubajyoti Baruah, Jorhat Engineering College	Computer Science and Engineering	Guide
6.	Dr. Karabi Goswami, Assam Institute of Management	Finance/ Marketing	Guide
7.	Dr. Sonali Biswas, Jorhat Engineering College	Instrumentation Engineering	Guide
8.	Dr. M. Mathiyazhagan, Silapathar Science College	Botany	Guide
9.	Dr. Manjuri Hazarika, Assam Engineering College	Mechanical Engineering	Guide
10.	Dr. Suparna Sengupta Pal, Tea Research association, Kolkata	Agricultural chemicals	Guide
11.	Dr. Bappaditya Kanrat, Tea Research association, Kolkata	Agricultural chemicals	Guide
12.	Dr. Shobhit Kumar Singh, Toklai Tea Research Institute, Jorhat	Agriculture	Guide

Sl No	Name & address	Department /Specialization	Status
13.	Dr. Mridul Sarmah, Toklai Tea Research Institute, Jorhat	Entomology	Guide
14.	Dr. Harisadhan Malakar, Toklai Tea Research Institute, Jorhat	Agricultural Chemistry & Soil Science	Guide
15.	Dr. Jintu Dutta, Toklai Tea Research Association, Jorhat	Soil Chemistry and Fertility	Guide
16.	Dr. Raktim Paul, Toklai Tea Research Institute, Jorhat	Analytical Services	Guide
17.	Dr. Ibrahim Kaleel, Toklai Tea Research Institute, Jorhat	Water Technology	Guide
18.	Dr. Santanu Sabhapondit, Toklai Tea Research Institute, Jorhat	Biochemistry	Guide
19.	Dr. Piw Das, Toklai Tea Research Institute, Jorhat	Analytical services	Guide
20.	Dr. Tupu Barman, Toklai Tea Research Institute, Jorhat	Analytical Services	Guide
21.	Dr. Sangeeta Borchetia, Toklai Tea Research Institute, Jorhat	Biotechnology	Guide
22.	Dr. Gautam Handique, Toklai Tea Research Institute, Jorhat	Entomology	Guide
23.	Dr. Pritam Chowdhury, Toklai Tea Research Institute, Jorhat	Biotechnology	Guide
24.	Dr. Podma Pollov Sarmah, Toklai Tea Research Institute, Jorhat	Biochemistry	Guide
25.	Dr. Somnath Roy, Toklai Tea Research Institute, Jorhat	Entomology	Guide
26.	Dr. Abhay K. Pandey, Tea Research Association, Nagrakata, West Bengal	Mycology and Microbiology	Guide
27.	Dr. Biplab Adhikary, Tea Research Association, Nagrakata, West Bengal	Biochemistry	Guide
28.	Dr. Prabhat Pramanik, Tea Research Association, Nagrakata, West Bengal	Soil Science	Guide
29.	Dr. Bhabesh Deka, Toklai Tea Research Institute, Jorhat	Entomology	Guide
30.	Dr. Pradeep Kumar Patel, Toklai Tea Research Institute, Jorhat	Plant physiology and breeding	Guide
31.	Dr. Mridusmita Sharma, Assam Engineering College	Electrical Engineering	Co-Guide
32.	Dr. Manash Bhuyan, Assam Engineering College	Mechanical Engineering	Co-Guide
33.	Dr. Tapan Das, Jorhat Institute of Science and Technology	Power Electronics and Instrumentation Engineering	Guide
34.	Dr. Homeswar Kalita, Gauhati Commerce College	Commerce	Guide
35.	Dr. Rafique Uddin Ahmed, Gauhati Commerce College	Economics	Guide

Sl No	Name & address	Department /Specialization	Status
36.	Dr. Jonali Sarma, Gauhati Commerce College	Statistics/ Management	Guide
37.	Dr. Kavita Gaggar, Gauhati Commerce College	Accountancy/ Commerce	Guide
38.	Dr. Ruchi Todi, Gauhati Commerce College	Commerce	Guide
39.	Dr. Sumee Dastidar, Gauhati Commerce College	Commerce	Guide
40.	Dr. Dhriti Das, Gauhati Commerce College	Commerce/Management	Guide
41.	Dr. Devarshi Kashyap, AEC	Mechanical Engineering	Co-Guide
42.	Dr. Ajanto Kumar Hazarika, Toklai Tea Research Institute, Jorhat	Physics and Applied spectroscopy	Co-Guide
43.	Dr. Nilutpal Sharma Bora, NIPS	Pharmaceutical Science	Guide
44.	Dr. Rupamjyoti Nath, Bineswar Brahma engineering College	Humanities	Guide

11.0 Details of URC Meeting held (2022-23)

The following University Research Committee meeting were held during the period 2022-23.

Sl No	Meeting	Meeting held on
1	15 th meeting of URC	27/01/2023
2	16 th meeting of URC	23/11/2023

12.0 Details of Scholarship (NSP Portal)

Year	Scholarship applications verified and forwarded for approval Name of Scholarship Scheme	Scholarship applications		Total applications verified and forwarded for approval
		Fresh applications (no.)	Renewal applications (no.)	
2022-23	Ishan Uday Special Scholarship	-	23	53
	NEC Merit Scholarship	-	7	
	Post matric scholarship for SC	-	6	
	Merit cum means scholarship	-	1	
	AICTE- Pragati Scholarship	-	16	
	PG scholarship for SC	-	-	

13.0 Department of Energy Engineering, School of Engineering, ASTU

Department of Energy Engineering is the first on-campus department of ASTU started in 2016 with the objective to develop technically competent human resources and environmentally benign sustainable technologies in the energy sector. This department focuses on the

establishment of a research platform to carry forward R&D activities in distinguished fields of renewable energy. The establishment of the Energy Engineering department in the university is a part of the initiative to develop a roadmap for research to solve energy and environment-related relevant engineering and technological challenges. This is in accordance with IMPRINT INDIA's (Government of India's scheme launched on 5th November 2015) aim of directing research in the premier institutions into areas of societal relevance. The department has been offering M.Tech (Energy Engineering) & PhD (Energy Engineering) since the academic session 2020-21.

Major Thrust Areas: Biofuels & Bioenergy, Biomass Conversion Technologies, Advanced Biofuel Technologies, Fuel Technology, Solar Photovoltaic Conversion, Solar Thermal Conversion, Other Renewable Energy Technologies, Energy Conservation and Management, Energy Modeling & Simulation Study, Waste to Energy Conversion, Environment and climate change study etc.

Currently Available Research Facilities: IC Engine Set up, Bomb Calorimeter, Flash & Fire Point Apparatus, Cloud & Pour Point Analyzer, Soxhlet Extraction Set up, Rotary Vacuum Evaporator, Solar Sunshine Duration Recorder, Pyranometer, Single Phase Power Analyzer, Pyrolysis set up, Solar Water Heaters (FPC, EPC), Biomass Cooking stoves, TGA, DSC, Rheometer, Viscometer

ASTU has established a School of Engineering (SoE) at its own campus at Jalukbari, Guwahati

13.1 AICTE Approved Academic Programmes at Dept of Energy Engg, ASTU: The following academic programmes are presently undergoing at the Department of Energy Engineering, ASTU, Jalukbari, Guwahati. These programmes are approved by the All India Council for Technical Education (AICTE), New Delhi:

Programme Name	Approved Intake	Particulars
i. M.Tech (Energy Engineering)	18 (eighteen)	M.Tech (Energy Engineering) course in the Department of Energy Engineering of ASTU was started in the academic session 2016-17. The course curriculum is developed based on the latest guidelines of AICTE Model curriculum for Postgraduate Degree in Engineering and Technology.
ii. Ph.D (Energy Engineering),	05 (five)	ASTU receives approval from AICTE to conduct Ph.D programmes in Energy Engineering, Chemical Engineering, Mechanical Engineering and Computer Engineering disciplines under 'AICTE Doctoral Fellowship (ADF) Scheme' since the academic session 2020-21. ASTU is among the 41 (forty-one)

Programme Name	Approved Intake	Particulars
		technical institutions of the country and the only university in Assam besides Tezpur University which is selected by AICTE to conduct the doctoral programme under ADF scheme.

13.2 Student Enrolment and Passed out at M.Tech (Energy Engineering):

Year	Number of Students Enrolled	Number of Students Passed Out
2023	06	13
2022*	09	12

13.3 M. Tech Major Projects Completed in Last Two (2) Years:

Sl No.	Student Name	Project Title	Supervisor
2023			
1	Zeenat Arman	Thermal Management In Buildings With Latent Heat Storage Bio-Composites From Tea Waste And Organic Phase Change Material	Dr. Plaban Bora
2	Pinak Jyoti Deka	Integrated Thermoelectric Generator-Organic Rankine Cycle Power Generation System: An Investigation On Exhaust Heat Recovery Potential From Internal Combustion Engine	Dr. Plaban Bora
3	Aftab Hussain	Fabrication And Performance Assessment Of Solar Aided Biomass Fired Steam Generating System For Post Harvest Turmeric Rhizome Processing	Dr. Plaban Bora
4	Saddam Hussain	Tribological Study of Neem Oil with Functionalized MWCNT Additives as Bio-Lubricant	Mr. Nabajit Dev Choudhury
5	Shristi Roy	A Study on the Application of Bio-Chars of Bagasse and Coconut Coir as a Solar Energy Absorption in Dye-Sensitized Solar Cells	Mr. Nabajit Dev Choudhury

Sl No.	Student Name	Project Title	Supervisor
6	Monowar Hussain	Modification of A Box Type Solar Cooker and Its Performance Analysis	Mr. Nabajit Dev Choudhury
7	Sunit Bhusan Sarma	Effect of Plasma Nitriding on the Surface Hardness Microstructure and Corrosion Resistance of 6061 Aluminium Alloy with 0.04% Sn	Dr. MonojBaruah
8	Suraj Konwar	Performance Study of A Solar PV Panel with Reflectors, Tracking and A Monitoring System	Dr. MonojBaruah
9	Sanjib Barman	Performance Study of A Solar Water Heater Using Reflectors	Dr. MonojBaruah
10	Riya Sharma	Simulation and Experimental Study on Silicon Thin Film Development Through Ionized Physical Vapor Deposition (iPVD) Technique	Dr. Bharat Kakati
11	Pradyut nandan Sarma	Disposal of Municipal Solid Waste by Plasma Pyrolysis Process: Exploring Applications of It's By-Products	Dr. Bharat Kakati
12	Anurag Anabodya Neog	Effect of Cole Plasma Treatment on Graphene Oxide Films	Dr. Bharat Kakati
13	Jahnawi Sarma	Surface Modification of Polymeric Membranes Through Cola Atmospheric Pressure Plasma 2022	Dr. Bharat Kakati
14	Ikramul Hossain Mondal	Tribological Characterisation of Bio Lubricant From Cucurbita Pepo L. Seed Oil	Dr. MonojBaruah
15	Chitrali Hazarika	Effect of Inclined Angles on the Performance of NACA and Teardrop Pin Fin Heat Exchangers	Dr. MonojBaruah
16	DipankaKashyapBorthakur	Recycling of expanded polystyrene waste as bitumen modifier: A Feasibility study	Dr. Plaban Bora
17	MehseemaHaque	Turning waste into wealth in tea industry : A biorefinery approach	Dr. Plaban Bora

Sl No.	Student Name	Project Title	Supervisor
18	NayanJyotiTalukdar	for producing energy and value added products Microbial Fuel Cell Integrated Unified Power Quality Conditioner (Batch: 2020-2022)	Dr. Plaban Bora
19	Mr. Shivam Sharma	Development of silicon thin film through ipvd technique for solar cell applications	Dr. Bharat kakati
20	Ms. Arunima Koch	Performance analysis of an advanced plasma pyrolysis plant	Dr. Bharat kakati
21	Mr. Gaurav Saikia	Production of reduced graphene oxide through plasma assisted route in electric vehicle application	Dr. Bharat kakati
22	Mr. Prince Das	To improve anti-falling properties of polymeric membranes using non-thermal nitrogen plasma	Dr. Bharat kakati
23	Mr. MridulKarmakar	A survey and valorization of tea stall waste by pyrolysis, characterization of bio-oil and its application	Mr. Nabajit Dev Choudhury
24	Mr. W Jason Singha	Development and characterization of Mahua oil, Neem oil and their blends as biolubricants	Mr. Nabajit Dev Choudhury
25	Mr. Saurav Bhattacharjee	Fabrication and characterization of a solar indoor air purifier system by interfacing lignin based air filter	Mr. Nabajit Dev Choudhury

13.4. Research Projects of the Department of Energy Engineering:

A) On-Going:

Title of the project	Nature of PI/Co-PI	Funding Agency	Duration of project and status	Total grant (Lakh Rupees)
1. Development of an eco-friendly technology for safe disposal of Municipal Solid Waste (MSW)	Dr Bharat Kakati	S&T Dept. Govt of Assam	3 yr	Proposed budget Rs. 189.40 lakh (Sanctioned Rs. 46.95 lakh to date)
2. Solar Energy Project- 15KW	Dr Plaban Bora	AICTE-GAINER	1 yr	Rs. 20.0 lakh

	(min) Rooftop Solar plant to be installed at New Academic Building of ASTU				
3.	Solving Water Problems Project-To be installed at ASTU campus	Dr. M. Baruah	AICTE-GAINER	1 yr	Rs. 15.0 Lakh
4.	Internet Connection Project-100 MBPS internet connection to be installed with 3 servers at New Academic Building of ASTU	Dr Plaban Bora	AICTE-GAINER	1 yr	Rs. 5.0 lakh

B. Completed:

CRS Project Under TEQIP-III at Dept of Energy Engg, ASTU

Sl. No.	Project Title	PI Name	Sanctioned Amount (Rs.)
1	Radiation Technology development for food preservation & crop improvement	Prof. Dhiraj Bora	3 Lakhs
2	Assessment of water quality of some wetlands in the Brahmaputra valley, Assam	Prof. Dhiraj Bora	3 Lakhs
3	Water Hyacinth waste processed through microwave-assisted hydrothermal carbonization and its utilization as a direct solid fuel	Prof. Dhiraj Bora	3 Lakhs
4	Computational Investigation of Perforated Hollow Shape Energy Efficient Elliptical Pin Fin Heat Exchanger	Mr. Monoj Baruah	3 Lakhs
5	Study on Design of Energy Efficient Building in North-East India	Dr. Plaban Bora	3 Lakhs
6	Pyrolysis of locally available biomass samples and their blends: A study on effect of	Mr. Nabajit Dev Choudhury	3 Lakhs

Sl. No.	Project Title	PI Name	Sanctioned Amount (Rs.)
	parameters, characterization of products and evaluation of thermal behavior.		
7	Soil contamination by heavy metals due to Municipal Solid Waste	Dr. Bharat Kakati	3 Lakhs
8	Bio Compatible Properties of Tea Tree Oil Derived Plasma Polymer Films	Dr. Bharat Kakati	3 Lakhs
9	Development of antifouling membranes using low temperature plasma	Dr. Bharat Kakati	3 Lakhs
10	Bamboo as a charcoal: Issue on its potential and sustainability in North-East India	Dr. B.R. Phukan	3 Lakhs
11	Feasibility Study of Floating Solar System with Bioresource based Supporting Structures	Dr. Plaban Bora	3 Lakhs
12	Advanced Biofuel from Locally Available Non-edible Oil Feedstocks of North-East India	Dr. Plaban Bora	3 Lakhs
13	Development of organic gas sensor using Polyaniline Nanocomposite	Dr. Bharat Kakati	3 Lakhs
14	Wetland management plan for Punoipusabhadra-Bega of the Brahmaputra valley	Dr. Sanghita Dutta	3 Lakhs
15	Restoration and management of Gara River, UrpotBeel and Mora Manah River Dead Channels and degraded Wetlands of Assam.	Dr. TapanRajbongshi	3 Lakhs
16	Socio-economic analysis of dead channels and degraded wetlands in Kamrup and Nalbari districts of Assam.	Dr. Karabee Das	3 Lakhs
17	Dead channels and degraded wetlands of Nagaon and Hojai- Their restoration and management actions and plans	Dr. Bharat Kakati	3 Lakhs
18	Restoration and management of dead channels and wetlands in Charikuria-Dhirai and Moridikrang, Assam	Mr. MonojBaruah	3 Lakhs

13.5 Internship Program: Students' Internship at Dept of Energy Engineering, ASTU

Sl. No.	Name of Internship student	Name of Institute
1	Ms. Neha Gogoi	North-Eastern Hill University, Shillong

Sl. No.	Name of Internship student	Name of Institute
2	Ms. Trishna Kalita	North-Eastern Hill University, Shillong
3	Ms. Brishti Pegu	North-Eastern Hill University, Shillong
4	Mr. Rishi Nandan Puzari	North-Eastern Hill University, Shillong
5	Mr. Ayash Ahshan	North-Eastern Hill University, Shillong
6	Mr. Ujjal Kakati	North-Eastern Hill University, Shillong
7	Ms. Ankita Tiwari	North-Eastern Hill University, Shillong
8	Mr. RipunjoyKachari	North-Eastern Hill University, Shillong
9	Mr. Ankit Das	North-Eastern Hill University, Shillong
10	Mr. Harjeet Kumar	<i>Jorhat Institute of Science and Technology, Jorhat</i>
11	Mr. Juber Ahmed	<i>Jorhat Institute of Science and Technology, Jorhat</i>
12	Mr. Majaharul Islam	<i>Jorhat Institute of Science and Technology, Jorhat</i>
13	Mr. ManashjyotiDeka	<i>Jorhat Institute of Science and Technology, Jorhat</i>
14	Ms. KangkanaBaishya	<i>Jorhat Institute of Science and Technology, Jorhat</i>
15	Mr. KukilPratimKashyap	Sipajhar College, Sipajhar
16	Mr. NribaraiSankar	Sipajhar College, Sipajhar
17	Ms. MeghaSarma	Sipajhar College, Sipajhar
18	Ms. AparajitaSaikia	Sipajhar College, Sipajhar
19	Mr. Rishan Dev Choudhury	Department of Physics and Astronomy, University of Leicester, University Road, Leicester, LE1 7RH
20	Mr. AlokJyotiPatowary	Department of Physics, Pub Kamrup College, BaihataChariali
21	Mr. HadiAlam Borah	North-Eastern Hill University, Shillong
22	Mr. Anuz Kumar	North-Eastern Hill University, Shillong
23	Mr. Sourav Choudhury	North-Eastern Hill University, Shillong
24	Ms. Ankita Tiwari	North-Eastern Hill University, Shillong
25	Mr. Sumante Rai	North-Eastern Hill University, Shillong
26	Mr. Ranvijay Prasad	North-Eastern Hill University, Shillong
27	Mr. SumitSil	North-Eastern Hill University, Shillong
28	Mr. Akash Chandra	North-Eastern Hill University, Shillong

Sl. No.	Name of Internship student	Name of Institute
29	Mr. NiloyDeka	Assam Engineering College
30	Mr. DhritimanLahkar	Assam Engineering College
31	Mr. Farhina Ahmed	Assam Engineering College
32	Mr. NiloyDeka	Assam Engineering College
33	Mr. ParthaPratim Borah	Girijananda Chowdhury Institute of Management and Technology
34	Mr. Abhishek Roy Nandy	Girijananda Chowdhury Institute of Management and Technology

13.6 Publications (since 2022):

(a) Peer-reviewed Journals:

- P. Bora, J. Kakoti, P. Saikia, N.J. Talukdar, M.M. Phukan, D. Rakshit;** Exergetic and environmental life cycle assessments for waste cooking oil microemulsion biofuel in compression ignition engine. *Journal of Renewable and Sustainable Energy (AIP)*, 2023; 15 (2): 023101. <https://doi.org/10.1063/5.0143658>. IF: 2.847
- M. Haque, P. Bora, M.M. Phukan and T. Borah,** Bioenergy Generation and Value-addition from Processing Plant Generated Industrial Tea Waste: A Thermochemical Approach, *Biomass Conversion and Biorefinery*, 2023. <https://doi.org/10.1007/s13399-023-04345-z>. (Springer Nature) IF: 4.050
- SR Sangma, MM Phukan, V Chongloi, DK Verma, **P Bora**, S Kumari, PP Pankaj, Phytochemical profiling, antioxidant and antimicrobial investigations on *Viburnum simonsii* Hook. f. & Thoms, an unexplored ethnomedicinal plant of Meghalaya, India. *Future Journal of Pharmaceutical Sciences* 9, 114 (2023). <https://doi.org/10.1186/s43094-023-00567-0>
- U. Bordoloi, D. Das, D. Kashyap, D. Patwa, **P. Bora**, H.H. Muigai, P. Kalita, Synthesis and comparative analysis of biochar based form-stable phase change materials for thermal management of buildings, *Journal of Energy Storage* 55, 2022, 10580 (Elsevier) 1. IF: 8.907
- R. Kataki, M.M. Phukan, D. Kalita, P.P. Pankaj, J. Saha, P.P. Das, **P. Bora**, N. Hazarika, S.R. Sangma and M. Kumar, Next Generational Biosurfactant and Their Practical Applications in Food Industries, in *Applications of Next Generation Biosurfactants in the Food Sector in Inamuddin & C. Adetunji (eds.)*, Elsevier, Academic Press, 2022 (eBook ISBN: 9780128242841, Paperback ISBN: 9780128242834)
- M.M. Phukan, S.R. Sangma, D. Kalita, **P. Bora**, P.P. Das, K. Manoj, P.P. Pankaj, I. Jamir, D.K. Verma, G. Bupesh, K.M. Sundaram, Alkaloids and terpenoids: Synthesis, classification, isolation and purification, reactions, and applications, in *Handbook of Biomolecules*, C. Verma, D.K. Verma (eds.), Elsevier, 2023, pp. 177-213 (ISBN 9780323916844). DOI: <https://doi.org/10.1016/B978-0-323-91684-4.00017-7>.
- R. Kataki, M.M. Phukan, D. Kalita, P.P. Pankaj, J. Saha, P.P. Das, **P. Bora**, N. Hazarika, S.R. Sangma and M. Kumar, Next Generational Biosurfactant and Their Practical

- Applications in Food Industries, in *Applications of Next Generation Biosurfactants in the Food Sector*, Inamuddin & C. Adetunji (eds.), Elsevier, Academic Press, 2023 (eBook ISBN: 9780128242841, Paperback ISBN: 9780128242834). pp. 361-389 DOI: <https://doi.org/10.1016/B978-0-12-824283-4.00020-4>
11. M.M. Phukan, P.P. Pankaj, S.R. Sangma, R. Ahmed, K. Manoj, J. Saha, M.K. Ray, A.S. Kulnu, R. Kumar, K. Sagar, P.P. Das, **P. Bora**, Antimicrobial, anti-inflammatory, and wound-healing activities of medicinal plants, in *Phytochemicals in Medicinal Plants: Biodiversity, Bioactivity and Drug Discovery*, C. Arora, D.K. Verma, J. Aslam, P.K. Mahish (eds.), Walter de Gruyter GmbH, Berlin/Boston, 2023, (eBook ISBN: 9783110791891, Paperback ISBN: 9783110791761) pp. 185-204. DOI: <https://doi.org/10.1515/9783110791891-009>.
 12. N. Bhuyan, **N.D. Choudhury**, B.K. Dutta, et al. Assessment of kinetic parameters, mechanisms and thermodynamics of Tithonia diversifolia pyrolysis. *Biomass Conv. Bioref.* 13, 2703–2718 (2023). <https://doi.org/10.1007/s13399-021-01575-x>
 13. **IH Mondal, M Baruah, ND Choudhury** (2022) Tribological characterisation of bio lubricant from cucurbita pepo L. seed oil, *Advances in Materials and Processing Technologies*, DOI: 10.1080/2374068X.2022.2161158
 14. **ND Choudhury, N Saha** (2022). A Preliminary Investigation of Physicochemical, Rheological and Tribological Properties of Bio-lubricant from Thevetia Peruviana Oil, *Tribology in Industry*; Vol. 44, Iss. 4, 641-651.
 15. **M Baruah**, K Kalita, Effect of longitudinal and lateral holes on the performance of an elliptical pin fin heat exchanger, *Trans Indian Natl. Acad. Eng.* 8, 235-244 (2023).
- **Conferences**
1. **NJ Talukdar, P Bora**, MM Phukan, **NS Chaudhari**, Microbial Fuel Cell as Power Source of Unified Power Quality Conditioner, Oral Presentation at International Conference on Energy Transition: Challenges and Opportunities, IChE-CHEMCON 2023, held during 27-30 Dcember 2023 at Kolkata, India.

14.0 Patent

Sl. No.	Title of the patent	Name of the Inventors	Patent Application No and References
1	Design of an advanced hybrid plasma coating reactor	Bharat Kakati and Dhiraj Bora	Patent Application No:343633-001, Ref:AGG:SKT:ayv:D_IN100527(May,2021)

15.0 Samarth Implementation

Samarth, an initiative by the Ministry of Education started in 2019, with an aim to enable the universities and Higher Education Institutions (HEIs) through a digital framework for planning, management, delivery, and monitoring of services for students, staff, and other stakeholders.

The journey of implementing Samarth e-Gov suite project started in the month of May- 2023. On 12th May, 2023 we first met with the central Samarth team through video conferencing to

understand the facilities available in the Samarth portal. The University started gaining knowledge going through the documents shared by the Samarth team.

Later on, under the guidance of Director of Technical Education (DTE) and Director of Higher Education (DHE), University has formed the Samarth team to look after various modules of the Samarth ERP system. University decided to start with the Academic and Student life cycle module and accordingly various representatives from various departments were trained by the Samarth team through the various online sessions. On 15th October, 2023 a meeting was held with the DTE, DHE and the Samarth team where various issues, concerns regarding the implementation of the Samarth project were discussed and addressed. As per suggestion, University has started with the various configuration required in the portal.

University has started the academic session 2023-24 for the four-year NEP based programs through Samarth ERP system. The University is now in the process of conducting examinations for the programs Bachelor of Science in Physics, Bachelor of Science in Chemistry, Bachelor of Science in Mathematics, Bachelor of Science in Food Nutrition and Dietetics, Bachelor of Science in Information Technology, Bachelor of Science in Bio-Technology and Bachelor of Science in Interior Design.

The University is planning to start other degree technical programs through Samarth ERP system in coming academic session once the modality of the programs is fixed by the members of Govt. of Assam.

16.0 Translation of Technical Book to the Assamese Language

As per the scope of the MoU with the All India Council for Technical Education (AICTE) the university is coordinating the translation of Technical Books for Undergraduate and Diploma level engineering books to the Assamese language. The status of the translation and review of books are as follows:

Sl. No.	Technical Books	Status
1	1 st year Technical Books	Out of 20 total books (both diploma and undergraduate level), all 20 book translation from English to Assamese language are completed and has been sent to AICTE.
2	2 nd year Technical Books	Out of 88 total books (both diploma and undergraduate level), 46 books received from AICTE out of which 41 books are in the translation/review process. The translators/reviewers for 2 books are not fixed till now. Translation of three books are completed.

17.0 Other Activities

I. Combined Entrance Examination (CEE), 2022

As authorized by Govt. of Assam, Combined Entrance Examination (CEE) has been conducted in nine (09) districts of the state of Assam, for admission into 1st Semester of B.Tech.Programmes in the Engineering Colleges of Assam, for the Academic Session 2022-23.

Variable data printed OMR answer sheet was used in this examination. The examination was of Multiple Choice Questions (MCQ) type and comprised of a Single Paper of 3 (three) hours duration with three (03) different subjects, viz. Mathematics, Physics and Chemistry.

Following was the marks distribution:

- a) Mathematics : 40 Questions
- b) Physics : 40 Questions
- c) Chemistry : 40 Questions

Total seven thousand seven hundred sixty-three (7763) candidates have been enrolled for the said examination. CEE-2022 was conducted successfully on 31st July, 2022 in 13 examination centres. The result was declared on 9th August, 2022.

II. Joint Lateral Entry Examination (JLEE), 2022 and Joint MCA Entrance Examination (JMEE) 2022

As authorized by Govt. of Assam, Joint Lateral Entry Examination (JLEE), 2022, for admission to 3rd Semester B. Tech. Programme in the Engineering Colleges of Assam and Joint MCA Entrance Examination (JMEE), 2022, for Admission into 1st Semester of MCA Programme, have been conducted for the Academic Session 2022-23.

Variable data printed OMR answer sheet was used in this examination. The examination was of Multiple Choice Questions (MCQ) type and comprised of a Single Paper of 3 (three) hours duration.

JLEE-2022 was conducted with twelve (12) different subjects, viz. Mathematics, Basics of Computer Science, Engineering Graphics and Branch of Engineering (09 branches). Following was the marks distribution:

- a) Mathematics 30 Questions
- b) Basics of Computer Science 10 Questions
- c) Engineering Graphics 10 Questions
- d) Branch of Engineering (09 branches) 50 Questions

JMEE-2022 was conducted with four (04) different subjects, viz. Mathematics, Reasoning, English and Fundamentals of Computing. Following was the marks distribution

- a) Mathematics 30 Questions
- b) Reasoning 30 Questions
- c) English 20 Questions
- d) Fundamentals of Computing 20 Questions

Total two thousand fifty six (2056) candidates have been enrolled for the JLEE-2022 and three hundred seventy four (374) candidates have been enrolled for the JMEE-2022.

JLEE-2022 and JMEE-2022 were conducted successfully on 7th August, 2022 in 05 examination centres. The result was declared on 16th August, 2022.

III. National Academic Depository (NAD)

Assam Science and Technology University (ASTU) has started the process of digitalization of academic records with National Academic Depository (NAD), in accordance with the direction of the Ministry of Human Resource Development (MHRD), Government of

India and University Grants Commission (UGC). The University is presently registered with DigiLocker NAD and uploaded 1572 nos. of original certificate data after the 1st Convocation.

IV. Academic Bank of Credit (ABC)

Assam Science and Technology University (ASTU) has registered with Academic Bank of Credit (ABC) to join the digital initiative of publishing all the academic awards digitally for seamless sharing and exchange of data among various academic institutions across domains (as per the suggestion of letter of All India Council for Technical Education (AICTE), bearing No. DO.NeGD/01-05/2018, dated 06/05/2022.

As per the letter of All India Council for Technical Education (AICTE), bearing No. ATAL/AICTE/2022-23, dated June 14, 2022 and email communication received from DigiLocker NAD, total 1995 nos. of marksheet data of B.Tech 3rd semester programme for 2021 batch have been uploaded in Academic Bank of Credit (ABC) through DigiLocker NAD.

Uploading of remaining academic data (marksheet data) with students' earned credit obtained during or after the academic year 2021-2022 is in process.

V. National Service Scheme (NSS):

Name of the NSS cell: Assam Science and technology University, Guwahati

ASTU has received approval from the Director, Sports and Youth Welfare, Assam on 29th February and sanctioned its 10 units on 11th and 16th March, 2020.

Number of NSS Units: 10

Sl. No.	Name of the Units
1	Assam Engineering College, Guwahati
2	Jorhat Institute of Science and Technology
3	Barak Valley Engineering College
4	Bineswar Brahma Engineering College
5	Girijananda Choudhury Institute of Management and Technology (GIMT) Azara
6	Girijananda Choudhury Institute of Pharmaceutical Science (GIPS)
7	NETES Institute of Pharmaceutical Sciences
8	Pratiksha Institute of Pharmaceutical Sciences (PIPS)
9	Golaghat Engineering College
10	Dhemaji Engineering College

Number of Programme Officers: 10

Total number of enrolled Volunteers for 2022-23: 911

Number of **Female** volunteers: 311

Number of **Male** volunteers: 600

Units situated at 6 districts of Assam (Kamrup, Kamrup Metro, Jorhat, Karimganj, Dhemaji and Golaghat)

Some of the key activities completed by the Units during the period 2022-23:

- NSS Unit BVEC karimganj in association with Bharat Vikash Parishad an NGO organized Mega plantation Drive at BVEC Campus on 8th June, 2023.
- International Yoga Day Celebration on 22.06.2022.
- Flood Relief Camp organised by NSS BVEC UNIT by the students of Barak Valley Engineering College ,Karimganj. They have organised food,water and other essential supplies to the people suffering from flood to the nearby Nirala village at Marjatkandi School
- NSS Volunteers teaching rural meritorious students at Gyan Valley Centre, run by NSS Unit for JNV Entrance Examination 2022
- **Swachh Bharat Abhiyan Day Celebration on 21.11.2021:** Events included Swachhta pledge, Swachhta campaign i.e. cleanliness drive, pledge for Preservation of Ecosystem, Certificate Distribution. More than 150+ participants were recorded including students, teachers & non-teaching staff.
- **Plantation Drive as part of Azadi ka Amrit Mahotsav, CM's Institutional Plantation Programme on 18.07.2022:** More than 150+ participants were recorded including students, teachers & non-teaching staff.
- **Tiranga Yatra & Prabhat Pheri organised by DEC NSS Unit as part of Azadi ka Amrit Mahotsav celebration:** More than 180+ participants were recorded including students, teachers & non-teaching staff.
- **Swachh Bharat Abhiyan organised at DEC for celebrating the 400th Birth Anniversary of Bir Lachit Borphukan on 20th November 2022:** Events included Swachhta pledge, Swachhta campaign and cleanliness drive, Preservation of Ecosystem.
More than 160+ participants were recorded including students, teachers & non-teaching staff.
- **Voluntary Blood Donation camp was organized by DEC NSS Unit:** Voluntary Blood Donation camp was organized by DEC NSS Unit in association with Dhemaji District Health department, on 22nd February, 2023 as part of College Foundation Day Celebrations, where more than 36 individuals donated blood including students and teachers.
- **TCS Youth Employment Programme organised by DEC NSS Unit on 28th Nov., 2022:** Events included Career Counselling Session & the role of Corporate Social Responsibility (CSR) for societal development.

Achievements by the Units:

- NSS BVEC Unit Received appreciation certificate from Bharat Vikash Parisad, Badarpur, Assam, a National Level NGO for organizing "**An Awareness cum Plantation Programme**" on 8th June 2022 at BVEC Campus
- NSS BVEC Unit was felicitated by Progressive School, Badarpur for its outstanding contribution to uplift the socio-cultural environment of Badarpur region.

ANNUAL REPORT (PART -B): EXAMINATION REPORT



ASSAM SCIENCE AND TECHNOLOGY UNIVERSITY

(A State University of Government of Assam constituted by "Assam Science and Technology University Act, 2009")
Tetelia Road, Near Assam Engineering College, Jalukbari, Guwahati- 781013, Assam
Website: www.astu.ac.in

SEMESTER-WISE RESULT STATISTICS FOR THE YEAR: 2022

SL	SESSION	INSTITUTE	PROGRAM	SEM	TYPE	TA	TP	PASS %
1	2022 Even	Girijananda Chowdhury Institute of Management and Technology, Azara	B.Tech Civil Engineering	2	Regular	44	9	20.45
2	2022 Even	Assam Engineering College, Guwahati	B.Tech Civil Engineering	2	Regular	76	42	55.26
3	2022 Even	Jorhat Engineering College, Jorhat	B.Tech Civil Engineering	2	Regular	76	55	72.37
4	2022 Even	Jorhat Institute of Science & Technology, Jorhat	B.Tech Civil Engineering	2	Regular	37	23	62.16
5	2022 Even	Barak Valley Engineering College, Karimganj	B.Tech Civil Engineering	2	Regular	39	15	38.46
6	2022 Even	Scholars Institute of Technology and Management, Guwahati	B.Tech Civil Engineering	2	Regular	12	5	41.67
7	2022 Even	Golaghat Engineering College, Golaghat	B.Tech Civil Engineering	2	Regular	53	33	62.26
8	2022 Even	Dhemaji Engineering College, Dhemaji	B.Tech Civil Engineering	2	Regular	55	36	65.45
9	2022 Even	Bineswar Brahma Engineering College, Kokrajhar	B.Tech Civil Engineering	2	Regular	65	20	30.77
10	2022 Even	Girijananda Chowdhury Institute of Management and Technology, Azara	B.Tech Mechanical Engineering	2	Regular	13	3	23.08
11	2022 Even	Assam Engineering College, Guwahati	B.Tech Mechanical Engineering	2	Regular	44	30	68.18
12	2022 Even	Jorhat Engineering College, Jorhat	B.Tech Mechanical Engineering	2	Regular	77	53	68.83

13	2022 Even	Jorhat Institute of Science & Technology, Jorhat	B.Tech Mechanical Engineering	2	Regular	44	22	50.00
14	2022 Even	Barak Valley Engineering College, Karimganj	B.Tech Mechanical Engineering	2	Regular	29	11	37.93
15	2022 Even	Scholars Institute of Technology and Management, Guwahati	B.Tech Mechanical Engineering	2	Regular	5	1	20.00
16	2022 Even	Golaghat Engineering College, Golaghat	B.Tech Mechanical Engineering	2	Regular	52	30	57.69
17	2022 Even	Dhemaji Engineering College, Dhemaji	B.Tech Mechanical Engineering	2	Regular	48	20	41.67
18	2022 Even	Bineswar Brahma Engineering College, Kokrajhar	B.Tech Mechanical Engineering	2	Regular	45	12	26.67
19	2022 Even	Girijananda Chowdhury Institute of Management and Technology, Azara	B.Tech Electrical Engineering	2	Regular	4	0	0.00
20	2022 Even	Assam Engineering College, Guwahati	B.Tech Electrical Engineering	2	Regular	75	45	60.00
21	2022 Even	Bineswar Brahma Engineering College, Kokrajhar	B.Tech Electrical Engineering	2	Regular	50	13	26.00
22	2022 Even	Jorhat Engineering College, Jorhat	B.Tech Electrical Engineering	2	Regular	55	33	60.00
23	2022 Even	Scholars Institute of Technology and Management, Guwahati	B.Tech Electrical and Electronics Engineering	2	Regular	1	1	100.00
24	2022 Even	Girijananda Chowdhury Institute of Management and Technology, Azara	B.Tech Electronics and Communication Engineering	2	Regular	4	0	0.00
25	2022 Even	Girijananda Chowdhury Institute of Management and Technology, Azara	B.Tech Computer Science and Engineering	2	Regular	56	23	41.07
26	2022 Even	Assam Engineering College, Guwahati	B.Tech Computer Science and Engineering	2	Regular	7	5	71.43
27	2022 Even	Jorhat Engineering College, Jorhat	B.Tech Computer Science and Engineering	2	Regular	49	39	79.59
28	2022 Even	Barak Valley Engineering College, Karimganj	B.Tech Computer Science and Engineering	2	Regular	41	22	53.66

29	2022 Even	Scholars Institute of Technology and Management, Guwahati	B.Tech Computer Science and Engineering	2	Regular	9	7	77.78
30	2022 Even	Dhemaji Engineering College, Dhemaji	B.Tech Computer Science and Engineering	2	Regular	48	28	58.33
31	2022 Even	Bineswar Brahma Engineering College, Kokrajhar	B.Tech Chemical Engineering	2	Regular	48	13	27.08
32	2022 Even	Assam Engineering College, Guwahati	B.Tech Chemical Engineering	2	Regular	42	34	80.95
33	2022 Even	Golaghat Engineering College, Golaghat	B.Tech Chemical Engineering	2	Regular	44	20	45.45
34	2022 Even	Jorhat Institute of Science & Technology, Jorhat	B.Tech Electronics and Telecommunication Engineering	2	Regular	27	15	55.56
35	2022 Even	Barak Valley Engineering College, Karimganj	B.Tech Electronics and Telecommunication Engineering	2	Regular	27	10	37.04
36	2022 Even	Assam Engineering College, Guwahati	B.Tech Electronics and Telecommunication Engineering	2	Regular	42	25	59.52
37	2022 Even	Assam Engineering College, Guwahati	B.Tech Instrumentation Engineering	2	Regular	15	7	46.67
38	2022 Even	Jorhat Engineering College, Jorhat	B.Tech Instrumentation Engineering	2	Regular	18	11	61.11
39	2022 Even	Assam Engineering College, Guwahati	B.Tech Industrial and Production Engineering	2	Regular	12	8	66.67
40	2022 Even	Jorhat Institute of Science & Technology, Jorhat	B.Tech Power Electronics and Instrumentation	2	Regular	32	10	31.25
41	2022 Even	Guwahati College of Architecture and Planning, Azara	B.Arch	2	Regular	12	5	41.67
42	2022 Even	C.T.COLLEGE, TINSUKIA	BBA	2	Regular	2	2	100.00
43	2022 Even	Scholars Institute of Technology and Management, Guwahati	BCA	2	Regular	22	3	13.64
44	2022 Even	C.T.COLLEGE, TINSUKIA	BCA	2	Regular	10	5	50.00
45	2022 Even	National Institute of Electronics and Information Technology, Guwahati	BCA	2	Regular	6	5	83.33

46	2022 Even	Girijananda Chowdhury Institute of Management and Technology, Azara	MCA	2	Regular	28	20	71.43
47	2022 Even	Assam Engineering College, Guwahati	MCA	2	Regular	29	19	65.52
48	2022 Even	Jorhat Engineering College, Jorhat	MCA	2	Regular	26	22	84.62
49	2022 Even	Assam Engineering College, Guwahati	M.Tech Mechanical Engineering	2	Regular	13	11	84.62
50	2022 Even	Girijananda Chowdhury Institute of Management and Technology, Azara	M.Tech Electronics and Communication Engineering	2	Regular	1	0	0.00
51	2022 Even	Girijananda Chowdhury Institute of Management and Technology, Azara	M.Tech Computer Science and Engineering	2	Regular	1	1	100.00
52	2022 Even	Assam Science and Technology University, Guwahati	M.Tech Energy Engineering	2	Regular	12	12	100.00
53	2022 Even	Assam Science and Technology University, Guwahati	M.Tech Energy Engineering	4	Regular	13	12	92.31
54	2022 Even	North Eastern Regional Institute of Water and Land Management, Tezpur	M.Tech Water Resource Management	2	Regular	11	11	100.00
55	2022 Even	Girijananda Chowdhury Institute of Management and Technology, Azara	M.Tech Mechanical Engineering (Thermal and Fluid Engineering)	2	Regular	3	3	100.00
56	2022 Even	Assam Engineering College, Guwahati	M.Tech Civil Engineering (Water Resources Engineering)	2	Regular	14	14	100.00
57	2022 Even	Assam Engineering College, Guwahati	M.Tech Civil Engineering (Geotechnical Engineering)	2	Regular	15	13	86.67
58	2022 Even	Assam Engineering College, Guwahati	M.Tech Electrical Engineering (Power System)	2	Regular	14	13	92.86
59	2022 Even	Jorhat Engineering College, Jorhat	M.Tech Electrical Engineering (Instrumentation and Control Engineering)	2	Regular	7	7	100.00
60	2022 Even	Jorhat Institute of Science & Technology, Jorhat	B.Sc Information Technology	2	Regular	41	22	53.66

61	2022 Even	Girijananda Chowdhury Institute of Management and Technology, Azara	B.Sc Chemistry	2	Regular	4	2	50.00
62	2022 Even	Jorhat Institute of Science & Technology, Jorhat	B.Sc Chemistry	2	Regular	43	28	65.12
63	2022 Even	Jorhat Institute of Science & Technology, Jorhat	B.Sc Physics	2	Regular	23	13	56.52
64	2022 Even	Jorhat Institute of Science & Technology, Jorhat	B.Sc Mathematics	2	Regular	28	13	46.43
65	2022 Even	Jorhat Institute of Science & Technology, Jorhat	M.Sc Chemistry	2	Regular	21	19	90.48
66	2022 Even	Pub Kamrup College, Guwahati	M.Sc Zoology	2	Regular	21	21	100.00
67	2022 Even	Silapathar Science College, Silapathar	M.Sc Zoology	2	Regular	14	11	78.57
68	2022 Even	Jorhat Institute of Science & Technology, Jorhat	M.Sc Physics	2	Regular	24	14	58.33
69	2022 Even	Pub Kamrup College, Guwahati	M.Sc Physics	2	Regular	13	10	76.92
70	2022 Even	Jorhat Institute of Science & Technology, Jorhat	M.Sc Mathematics	2	Regular	30	26	86.67
71	2022 Even	Dibrugarh Hanumanbax Surajmall Kanoi College, Dibrugarh	M.Sc Mathematics	2	Regular	30	11	36.67
72	2022 Even	Dibrugarh Hanumanbax Surajmall Kanoi College, Dibrugarh	M.Sc Anthropology	2	Regular	3	3	100.00
73	2022 Even	Silapathar Science College, Silapathar	M.Sc Botany	2	Regular	13	8	61.54
74	2022 Even	Pub Kamrup College, Guwahati	M.Sc Biophysics	2	Regular	4	4	100.00
75	2022 Even	Pub Kamrup College, Guwahati	M.Sc Computer Science	2	Regular	3	2	66.67
76	Year 22	Girijananda Chowdhury Institute of Pharmaceutical Science, Guwahati	D.Pharm	1	Regular	57	15	26.32
77	Year 22	Girijananda Chowdhury Institute of Pharmaceutical Science, Guwahati	D.Pharm	2	Regular	45	35	77.78

78	Year 22	Rahman Institute of Pharmaceutical Sciences and Research, Guwahati	D.Pharm	1	Regular	36	9	25.00
79	Year 22	Rahman Institute of Pharmaceutical Sciences and Research, Guwahati	D.Pharm	2	Regular	42	29	69.05
80	Year 22	Girijananda Chowdhury Institute of Pharmaceutical Science, Tezpur	D.Pharm	1	Regular	52	22	42.31
81	Year 22	Girijananda Chowdhury Institute of Pharmaceutical Science, Tezpur	D.Pharm	2	Regular	59	33	55.93
82	Year 22	ASIAN MISSION INSTITUTE OF PHARMACEUTICAL SCIENCE, BARPETA	D.Pharm	1	Regular	60	51	85.00
83	2022 Even	Girijananda Chowdhury Institute of Pharmaceutical Science, Guwahati	B.Pharm	2	Regular	99	58	58.59
84	2022 Even	Netes Institute of Pharmaceutical Science, Mirza	B.Pharm	2	Regular	57	32	56.14
85	2022 Even	Pratiksha Institute of Pharmaceutical Sciences, Guwahati	B.Pharm	2	Regular	59	43	72.88
86	2022 Even	Rahman Institute of Pharmaceutical Sciences and Research, Guwahati	B.Pharm	2	Regular	53	29	54.72
87	2022 Even	Girijananda Chowdhury Institute of Pharmaceutical Science, Tezpur	B.Pharm	2	Regular	60	47	78.33
88	Year 22	Girijananda Chowdhury Institute of Pharmaceutical Science, Guwahati	B.Pharm (Practice)	1	Regular	23	23	100.00
89	Year 22	Girijananda Chowdhury Institute of Pharmaceutical Science, Guwahati	B.Pharm (Practice)	2	Regular	6	6	100.00
90	Year 22	Netes Institute of Pharmaceutical Science, Mirza	B.Pharm (Practice)	1	Regular	34	32	94.12
91	2022 Even	Girijananda Chowdhury Institute of Pharmaceutical Science, Guwahati	M.Pharm Pharmacology	2	Regular	15	15	100.00

92	2022 Even	Girijananda Chowdhury Institute of Pharmaceutical Science, Guwahati	M.Pharm Pharmacology	4	Regular	14	14	100.00
93	2022 Even	Girijananda Chowdhury Institute of Pharmaceutical Science, Guwahati	M.Pharm Pharmaceutical Chemistry	2	Regular	15	14	93.33
94	2022 Even	Girijananda Chowdhury Institute of Pharmaceutical Science, Guwahati	M.Pharm Pharmaceutical Chemistry	4	Regular	7	7	100.00
95	2022 Even	Girijananda Chowdhury Institute of Pharmaceutical Science, Guwahati	M.Pharm Pharmaceutics	2	Regular	14	14	100.00
96	2022 Even	Girijananda Chowdhury Institute of Pharmaceutical Science, Guwahati	M.Pharm Pharmaceutics	4	Regular	13	13	100.00
97	2022 Even	NORTH EAST INSTITUTE OF MANAGEMENT SCIENCE (NEIMS), JORHAT	BTM	2	Regular	4	4	100.00
98	2022 Even	NORTH EAST INSTITUTE OF MANAGEMENT SCIENCE (NEIMS), JORHAT	MTM	2	Regular	8	7	87.50
99	2022 Even	NORTH EAST INSTITUTE OF MANAGEMENT SCIENCE (NEIMS), JORHAT	MSW	2	Regular	14	14	100.00
100	2022 Even	Guwahati College of Architecture and Planning, Azara	M.Plan Urban and Regional Planning	2	Regular	9	7	77.78
101	2022 Even	DAFFODIL COLLEGE OF HORTICULTURE, GUWAHATI	B.Sc (Hons.) Horticulture	2	Regular	11	11	100.00
102	2022 Even	Pub Kamrup College, Guwahati	Integrated M.Sc Biophysics	2	Regular	1	1	100.00
103	2022 Even	Netes Institute of Technology and Science, Mirza	Masters in Hospital Administration	2	Regular	23	22	95.65

Semester-Wise Result Statistics for Year : 2022

College	Program	Exam Type	Semester	Appeared	Passed	Pass %
RSET, Guwahati	B.Tech.	Repeater	2	4	2	50
RSET, Guwahati	B.Tech.	Repeater	4	6	3	50
RSET, Guwahati	B.Tech.	Repeater	6	6	4	66.67
RSET, Guwahati	B.Tech.	Repeater	8	6	4	66.67
GIMT, Azara	B.Tech.	Repeater	2	9	4	44.44
GIMT, Azara	B.Tech.	Regular	4	178	76	42.7
GIMT, Azara	B.Tech.	Repeater	4	5	2	40
GIMT, Azara	B.Tech.	Regular	6	200	137	68.5
GIMT, Azara	B.Tech.	Repeater	6	2	1	50
GIMT, Azara	B.Tech.	Regular	8	244	228	93.44
GIMT, Azara	B.Tech.	Repeater	8	2	2	100
GIMT, Azara	Bachelor of Science in Chemistry	Regular	4	3	1	33.33
GIMT, Azara	Bachelor of Science in Mathematics	Regular	4	1	1	100
GIMT, Azara	Bachelor of Science in Physics	Regular	4	2	0	0
GIMT, Azara	BBA	Regular	4	25	10	40
GIMT, Azara	BBA	Regular	6	11	10	90.91
GIMT, Azara	BCA	Regular	4	49	37	75.51
GIMT, Azara	BCA	Regular	6	38	37	97.37
GIMT, Azara	M.Tech	Regular	4	8	8	100
GIMT, Azara	MBA	Regular	4	41	38	92.68
GIMT, Azara	MCA	Regular	4	22	19	86.36
GIMT, Azara	MCA	Regular	6	25	25	100
GIMT, Tezpur	B.Tech.	Repeater	2	3	1	33.33
GIMT, Tezpur	B.Tech.	Repeater	4	4	3	75
GIMT, Tezpur	B.Tech.	Regular	6	48	23	47.92
GIMT, Tezpur	B.Tech.	Repeater	6	2	2	100
GIMT, Tezpur	B.Tech.	Regular	8	45	43	95.56
GIPS, Azara	B. Pharm	Repeater	2	1	0	0
GIPS, Azara	B. Pharm	Regular	4	112	83	74.11
GIPS, Azara	B. Pharm	Repeater	4	29	16	55.17
GIPS, Azara	B. Pharm	Regular	6	108	76	70.37
GIPS, Azara	B. Pharm	Repeater	6	32	23	71.88
GIPS, Azara	B. Pharm	Regular	8	106	102	96.23
GIPS, Azara	D. Pharm	Regular	2	55	50	90.91
Assam Engineering College	B.E.	Repeater	6	1	1	100
Assam Engineering College	B.E.	Repeater	8	4	4	100
Assam Engineering College	B.Tech	Repeater	2	7	2	28.57

Assam Engineering College	B.Tech	Regular	4	448	330	73.66
Assam Engineering College	B.Tech	Repeater	4	2	1	50
Assam Engineering College	B.Tech	Regular	6	386	313	81.09
Assam Engineering College	B.Tech	Repeater	6	2	1	50
Assam Engineering College	B.Tech	Regular	8	429	415	96.74
Assam Engineering College	M.E.	Regular	4	1	1	100
Assam Engineering College	M.Tech	Regular	4	65	27	60
Assam Engineering College	MCA	Repeater	2	3	3	100
Assam Engineering College	MCA	Regular	4	25	22	88
Assam Engineering College	MCA	Repeater	4	1	1	100
Assam Engineering College	MCA	Regular	6	27	26	96.3
Jorhat Engineering College	B.E.	Repeater	2	2	2	100
Jorhat Engineering College	B.Tech	Repeater	2	7	1	14.29
Jorhat Engineering College	B.Tech	Regular	4	335	271	80.9
Jorhat Engineering College	B.Tech	Repeater	4	2	1	50
Jorhat Engineering College	B.Tech	Regular	6	318	276	86.79
Jorhat Engineering College	B.Tech	Regular	8	331	324	97.89
Jorhat Engineering College	M.Tech	Regular	4	20	19	95
Jorhat Engineering College	MCA	Regular	4	28	28	100
Jorhat Engineering College	MCA	Regular	6	19	19	100
Jorhat Engineering College	Ph.D	Regular	2	9	9	100
Jorhat Institute of Science & Technology	B.Tech	Regular	2	1	0	0
Jorhat Institute of Science & Technology	B.Tech	Regular	4	173	84	48.55
Jorhat Institute of Science & Technology	B.Tech	Regular	6	212	146	68.87
Jorhat Institute of Science & Technology	B.Tech	Regular	8	181	174	96.13
Jorhat Institute of Science & Technology	Bachelor of Science in Chemistry	Regular	4	21	16	76.19
Jorhat Institute of Science & Technology	Bachelor of Science in Chemistry	Regular	6	27	25	92.59
Jorhat Institute of Science & Technology	Bachelor of Science in Information Technology	Regular	4	39	32	82.05
Jorhat Institute of Science & Technology	Bachelor of Science in Information Technology	Regular	6	53	50	94.34
Jorhat Institute of Science & Technology	Bachelor of Science in Mathematics	Regular	4	27	25	92.59
Jorhat Institute of Science & Technology	Bachelor of Science in Mathematics	Regular	6	21	21	100
Jorhat Institute of Science & Technology	Bachelor of Science in Physics	Regular	4	18	16	88.89
Jorhat Institute of Science & Technology	Bachelor of Science in Physics	Regular	6	30	27	90
Jorhat Institute of Science & Technology	Master of Science in Chemistry	Regular	4	21	21	100
Jorhat Institute of Science & Technology	Master of Science in Mathematics	Regular	4	29	29	100
Jorhat Institute of Science & Technology	Master of Science in Physics	Regular	4	25	23	92
Bineswar Brahma Engineering College, Kokrajhar	B.E.	Repeater	2	5	5	100
Bineswar Brahma Engineering College, Kokrajhar	B.Tech	Repeater	2	11	6	54.55
Bineswar Brahma Engineering College, Kokrajhar	B.Tech	Regular	4	213	123	57.75
Bineswar Brahma Engineering College, Kokrajhar	B.Tech	Repeater	4	1	0	0

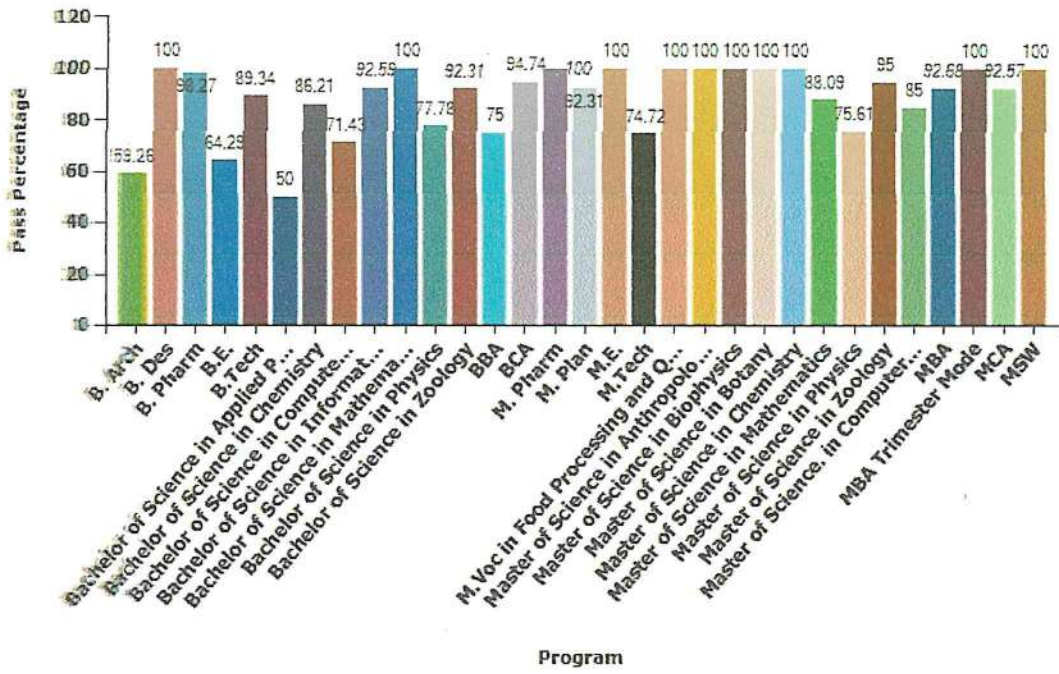
Bineswar Brahma Engineering College, Kokrajhar	B.Tech	Regular	6	180	136	75.56
Bineswar Brahma Engineering College, Kokrajhar	B.Tech	Repeater	6	2	1	50
Bineswar Brahma Engineering College, Kokrajhar	B.Tech	Regular	8	154	152	98.7
Guwahati College of Architecture and Planning, Azara	B. Arch	Regular	10	19	17	89.47
Guwahati College of Architecture and Planning, Azara	B. Arch	Repeater	10	1	1	100
Guwahati College of Architecture and Planning, Azara	B. Arch	Repeater	2	8	3	37.5
Guwahati College of Architecture and Planning, Azara	B. Arch	Regular	4	22	9	40.91
Guwahati College of Architecture and Planning, Azara	B. Arch	Repeater	4	17	6	35.29
Guwahati College of Architecture and Planning, Azara	B. Arch	Regular	6	11	4	36.36
Guwahati College of Architecture and Planning, Azara	B. Arch	Repeater	6	16	9	56.25
Guwahati College of Architecture and Planning, Azara	B. Arch	Regular	8	23	8	34.78
Guwahati College of Architecture and Planning, Azara	B. Arch	Repeater	8	15	8	53.33
Guwahati College of Architecture and Planning, Azara	M. Plan	Repeater	2	1	1	100
Guwahati College of Architecture and Planning, Azara	M. Plan	Regular	4	8	8	100
Guwahati College of Architecture and Planning, Azara	M. Plan	Repeater	4	5	4	80
Guwahati College of Architecture and Planning, Azara	M. Plan	Regular	8	28	28	100
Central Institute of Technology, Kokrajhar	B. Des	Regular	6	4	3	75
Brahmaputra College, Guwahati	Bachelor of Science in Applied Physics	Regular	6	5	5	100
Brahmaputra College, Guwahati	Bachelor of Science in Computer Science	Regular	4	7	4	57.14
Brahmaputra College, Guwahati	Bachelor of Science in Zoology	Regular	6	11	10	90.91
Brahmaputra College, Guwahati	Bachelor of Science in Zoology	Regular	4	3	3	100
Brahmaputra College, Guwahati	Master of Science in Zoology	Regular	2	39	38	97.44
Assam Institute of Management, Guwahati	MBA Trimester Mode	Regular	4	39	36	92.31
Assam Institute of Management, Guwahati	MBA Trimester Mode	Repeater	4	2	2	100
Assam Institute of Management, Guwahati	MBA Trimester Mode	Regular	6	67	67	100
Assam Institute of Management, Guwahati	MBA Trimester Mode	Regular	2	4	4	100
Assam Science and Technology University	Ph.D	Repeater	2	3	2	66.67
Netes Institute of Pharmaceutical Science, Mirza	B. Pharm	Regular	4	60	45	75
Netes Institute of Pharmaceutical Science, Mirza	B. Pharm	Repeater	4	17	10	58.82
Netes Institute of Pharmaceutical Science, Mirza	B. Pharm	Repeater	6	25	17	68
Netes Institute of Pharmaceutical Science, Mirza	B. Pharm	Regular	6	64	39	60.94
Netes Institute of Pharmaceutical Science, Mirza	B. Pharm	Regular	8	80	80	100
Netes Institute of Pharmaceutical Science, Mirza	B. Pharm	Regular	4	6	6	100
NERIM, Guwahati	Master of Science. in Computer Science	Regular	6	2	2	100
NERIM, Mangaldoi	Bachelor of Science in Physics	Regular	4	2	2	100
NERIM, Mangaldoi	Bachelor of Science in Zoology	Regular	6	2	2	100
NERIM, Mangaldoi	Bachelor of Science in Zoology	Repeater	2	1	1	100
Barak Valley Engineering College, Karimganj	B.E.	Repeater	8	1	1	100
Barak Valley Engineering College, Karimganj	B.Tech	Repeater	2	4	3	75
Barak Valley Engineering College, Karimganj	B.Tech	Regular	4	208	79	37.98

Barak Valley Engineering College, Karimganj	B.Tech	Repeater	4	1	1	100
Barak Valley Engineering College, Karimganj	B.Tech	Regular	6	58	30	51.72
Barak Valley Engineering College, Karimganj	B.Tech	Regular	8	53	53	100
Scholars Institute of Technology and Management, Guwahati	B.Tech	Repeater	2	1	1	100
Scholars Institute of Technology and Management, Guwahati	B.Tech	Regular	4	89	30	33.71
Scholars Institute of Technology and Management, Guwahati	B.Tech	Repeater	4	1	1	100
Scholars Institute of Technology and Management, Guwahati	B.Tech	Regular	6	40	16	40
Scholars Institute of Technology and Management, Guwahati	B.Tech	Regular	8	28	22	78.57
Scholars Institute of Technology and Management, Guwahati	BCA	Regular	4	4	2	50
Pratiksha Institute of Pharmaceutical Sciences	B. Pharm	Repeater	2	1	0	0
Pratiksha Institute of Pharmaceutical Sciences	B. Pharm	Regular	4	60	45	75
Pratiksha Institute of Pharmaceutical Sciences	B. Pharm	Repeater	4	16	11	68.75
Pratiksha Institute of Pharmaceutical Sciences	B. Pharm	Repeater	6	11	6	54.55
Pratiksha Institute of Pharmaceutical Sciences	B. Pharm	Regular	5	62	51	82.26
Pratiksha Institute of Pharmaceutical Sciences	B. Pharm	Regular	8	44	44	100
Golaghat Engineering College	B.Tech	Regular	4	166	71	42.77
Golaghat Engineering College	B.Tech	Regular	6	38	17	44.74
Golaghat Engineering College	B.Tech	Regular	8	86	79	91.86
North Eastern Regional Institute of Water and Land Management	M.Tech	Regular	4	9	8	88.89
Pub Kamrup College	Integrated Master of Science in Biophysics	Regular	4	7	7	100
Pub Kamrup College	M.Voc in Food Processing and Quality Management	Regular	4	16	16	100
Pub Kamrup College	Master of Science in Biophysics	Regular	4	5	5	100
Pub Kamrup College	Master of Science in Physics	Regular	4	16	12	75
Pub Kamrup College	Master of Science in Zoology	Regular	4	23	23	100
Pub Kamrup College	Master of Science. in Computer Science	Regular	4	6	4	66.67
Rahman Institute of Pharmaceutical Sciences and Research, Guwahati	B. Pharm	Regular	4	39	17	43.59
Rahman Institute of Pharmaceutical Sciences and Research, Guwahati	B. Pharm	Regular	6	47	24	51.06
Rahman Institute of Pharmaceutical Sciences and Research, Guwahati	D. Pharm	Regular	2	55	49	89.09
Silapathar Science College, Silapathar	Master of Science in Botany	Repeater	2	1	1	100
Silapathar Science College, Silapathar	Master of Science in Botany	Regular	4	14	14	100
Silapathar Science College, Silapathar	Master of Science in Zoology	Regular	4	14	13	92.86
C. T. College, Tinsukia	BBA	Regular	4	6	4	66.67
C. T. College, Tinsukia	BCA	Regular	4	4	3	75
North East Institute of Management and Science, Jorhat	BTM	Regular	4	3	3	100
North East Institute of Management and Science, Jorhat	MSW	Regular	4	2	2	100
National Institute of Electronics and Information Technology, Guwahati	BCA	Regular	4	6	5	83.33
National Institute of Electronics and Information Technology, Guwahati	Master of Science. in Computer Science	Regular	4	8	8	100
Girijananda Chowdhury Institute of Pharmaceutical Science, Tezpur	B. Pharm	Regular	4	57	41	71.93
Girijananda Chowdhury Institute of Pharmaceutical Science, Tezpur	D. Pharm	Regular	2	43	39	90.7
Daffodil College of Horticulture	Bachelor of Science (Honours) in Horticulture	Regular	4	10	10	100

Dhemaji Engineering College	B.Tech	Regular	4	139	78	56.12
Dibrugarh Hanumanbax Surajmali Kanoi College	Master of Science in Anthropology	Regular	4	2	2	100
Dibrugarh Hanumanbax Surajmali Kanoi College	Master of Science in Mathematics	Regular	4	13	9	69.23

Program-Wise Graduation Statistics for Year : 2022

SL. No.	Program	Appeared	Passed	Pass%
1	B. Arch	27	16	59.26
2	B. Des	28	28	100.00
3	B. Pharm	231	227	98.27
4	B.E.	56	36	64.29
5	B.Tech	1651	1475	89.34
6	Bachelor of Science in Applied Physics	4	2	50.00
7	Bachelor of Science in Chemistry	29	25	86.21
8	Bachelor of Science in Computer Science	7	5	71.43
9	Bachelor of Science in Information Technology	54	50	92.59
10	Bachelor of Science in Mathematics	21	21	100.00
11	Bachelor of Science in Physics	36	28	77.78
12	Bachelor of Science in Zoology	13	12	92.31
13	BBA	12	9	75.00
14	BCA	38	36	94.74
15	M. Pharm	1	1	100.00
16	M. Plan	13	12	92.31
17	M.E.	1	1	100.00
18	M.Tech	91	68	74.72
19	M.Voc in Food Processing and Quality Management	16	16	100.00
20	Master of Science in Anthropology	2	2	100.00
21	Master of Science in Biophysics	5	5	100.00
22	Master of Science in Botany	14	14	100.00
23	Master of Science in Chemistry	21	21	100.00
24	Master of Science in Mathematics	42	37	88.09
25	Master of Science in Physics	41	31	75.61
26	Master of Science in Zoology	40	38	95.00
27	Master of Science. in Computer Science	20	17	85.00
28	MBA	41	38	92.68
29	MBA Trimester Mode	67	67	100.00
30	MCA	148	137	92.57
31	MSW	2	2	100.00





ASSAM SCIENCE AND TECHNOLOGY UNIVERSITY

(A State University of Government of Assam constituted by "Assam Science and Technology University Act, 2009")
Tetelia Road, Near Assam Engineering College, Jalukbari, Guwahati- 781013, Assam
Website: www.astu.ac.in

PROGRAM-WISE GRADUATION STATISTICS FOR THE YEAR: 2022 (BATCH-WISE)


SL No.	PROGRAM	TOTAL APPEARED	TOTAL PASSED	PASS %
1	M.Tech Energy Engineering	14	13	92.86
2	M.Pharm Pharmacology	14	14	100.00
3	M.Pharm Pharmaceutical Chemistry	7	7	100.00
4	M.Pharm Pharmaceutics	13	13	100.00
5	B.Pharm (Practice)	6	6	100.00
6	D.Pharm	146	90	61.64



ASSAM SCIENCE AND TECHNOLOGY UNIVERSITY

(A State University of Government of Assam constituted by "Assam Science and Technology University Act, 2009")
Tetelia Road, Near Assam Engineering College, Jalukbari, Guwahati- 781013, Assam
Website: www.astu.ac.in

PROGRAM-WISE GRADUATION STATISTICS FOR THE YEAR: 2022 (BATCH-WISE)





ASSAM SCIENCE AND TECHNOLOGY UNIVERSITY

(A State University of Government of Assam constituted by "Assam Science and Technology University Act, 2009")
Tetelia Road, Near Assam Engineering College, Jalukbari, Guwahati- 781013, Assam
Website: www.astu.ac.in

SEMESTER-WISE RESULT STATISTICS FOR THE YEAR: 2022

SL	SESSION	INSTITUTE	PROGRAM	SEM	TYPE	TA	TP	PASS %
1	2022 Even	Netes Institute of Pharmaceutical Science, Mirza	B.Pharm	1	Repeater	16	9	56.25
2	2022 Even	Pratiksha Institute of Pharmaceutical Sciences, Guwahati	B.Pharm	1	Repeater	22	11	50.00
3	2022 Even	Girijananda Chowdhury Institute of Pharmaceutical Science, Tezpur	B.Pharm	1	Repeater	25	24	96.00

ANNUAL REPORT (PART -C): FINANCIAL REPORT



ASSAM SCIENCE AND TECHNOLOGY UNIVERSITY

(A State University of Government of Assam constituted by "Assam Science and Technology University Act, 2009")
Tetelia Road, Near Assam Engineering College, Jalukbari, Guwahati- 781013, Assam
Website: www.astu.ac.in

ASSAM SCIENCE AND TECHNOLOGY UNIVERSITY

FINANCIAL ESTIMATES

For the Financial Year 2023-2024

AND

REVISED FINANCIAL ESTIMATES

For the Financial Year 2022-2023



ASSAM SCIENCE AND TECHNOLOGY UNIVERSITY

www.astu.ac.in

(A State University of Government of Assam constituted by "Assam Science and Technology University Act, 2009")

Tetelia Road, Jalukbari, Guwahati-781013

Nothing Contained in these Estimates should be Construed to Convey any Sanction or cited as an authority for incurring any Expenditure or undertaking any Liability. Competent Sanction is required to be obtained Invariably in advance



ASSAM SCIENCE AND TECHNOLOGY UNIVERSITY

BUDGET MEMORANDUM **2023-24**

Introduction

The Budget consist of the following 4 (four) parts:

Part – I: Revenue:

All revenue receipt and payment either recurring of non-recurring nature are accommodated in this part that reflects the financial position of the University. The mobilization of resources of the University is also reflected in this part of the budget.

This budget is prepared to submit the demand for incorporation of the fund under the Head of Account “2203-00-001-0161-828-31-99 EE V GA” under EE during the year 2023-24.

Part – II: Capital:

Development assistance receipt from the state Govt. of Assam, various schemes initiated from the Govt. of Assam are dealt in this part.

This budget is prepared to submit the demand for incorporation of the fund under the Head of Account “2203-Technical Education. -00-001-Direction and Administration-0161-General-828-Assam Science & Technology University – 32 Grants-in-Aid (Non – Salary)-99-Others” under SOPD-G during the year 2023-2024.

Part – III: Earmarked (Special) Fund:

This part includes receipt and payment of the grants received for specific purposes from the U.G.C., Govt. of Assam, C.S.I.R., N.E.C. and such other bodies if any. The received amount and the utilization of the said amount along with unitized amount are shown in this part of budget.

Part – IV: Debts, Deposit and Advance:

This part includes the receipts and payment on account of Loans and Advances offered to the University employees, deduction made at source, NPS, Security deposit and retirement benefit fund.

**A BRIEF NOTE ON THE ANNUAL FINANCIAL ESTIMATES OF THE UNIVERSITY
FOR THE YEAR 2023-24**

FOR APPRAISAL AND APPROVAL

In pursuance of section 27 (a) of the Assam Science and Technology University Act, 2009 (as amended in the year 2011), the Annual financial estimates of the University are to be presented every year. The Budget is submitted before the Finance Committee for examination and recommendation for placing before E.C and University Court Meeting.

The Financial estimates and the Revised Estimates (Budget) for both **Part-I(Revenue)** and **Part-II (Capital)** for the Financial Year 2023-2024 have been placed for its approval.

Particulars	Part – I: Revenue				Part – II: Capital			
	Actual 2021-22	Estimates 2022-23	Revised Estimates 2022-23	Estimates 2023-24	Actual 2021-22	Estimates 2022-23	Revised Estimates 2022-23	Estimates 2023-24
Total Receipt	8,70,07,552.22	7,41,75,573.00	8,88,45,150.00	10,71,33,304.00	3,18,10,946.00	14,45,18,327.00	14,34,82,200.00	38,83,07,981.00
Total Payment	7,09,38,800.98	6,35,84,148.00	7,57,62,204.00	8,79,96,444.00	3,92,66,912.22	18,35,99,706.00	17,69,07,263.65	43,60,76,380.02
Surplus (+) / Deficit (-)	1,60,68,751.24	1,05,91,425.00	1,30,82,946.00	1,91,36,860.00	-74,55,966.22	-3,90,81,379.00	-3,34,25,063.65	-4,77,68,399.02

Particulars	Part – III: Earmarked (Special) Fund				Part – IV: Debts, Deposit & Advance			
	Actual 2021-22	Estimates 2022-23	Revised Estimates 2022-23	Estimates 2023-24	Actual 2021-22	Estimates 2022-23	Revised Estimates 2022-23	Estimates 2023-24
Total Receipt	0.00	30,75,000.00	39,90,460.00	91,35,466.00	3,41,99,910.00	1,48,78,000.00	3,64,31,500.00	4,26,97,322.00
Total Payment	0.00	16,75,435.00	8,31,042.50	90,97,443.00	3,11,64,884.00	2,97,43,650.00	5,71,34,303.00	4,08,93,280.00
Surplus (+) / Deficit (-)	0.00	13,99,565.00	31,59,417.50	38,023.00	30,35,026.00	-1,48,65,650.00	-2,07,02,803.00	18,04,042.00

SUMMARY OF PART-I (REVENUE)

SUMMARY OF RECEIPT						
SL No	HEAD OF ACCOUNTS	ACTUAL FOR 2021-2022	ESTIMATES FOR 2022-2023	REVISED ESTIMATES FOR 2022-2023	ESTIMATES FOR 2023-2024	
		(IN RUPEES)				
		1	2	3	4	5
1	<u>I. GRANTS FROM GOVT. OF ASSAM:-</u>					
2	Statutory recurring grant	33948348.00	38381148.00	34379000.00	44836104.00	
3	Anticipated Additional Grants towards revised pay scale under 7 th Pay Commission (UGC & CPC)	0.00	0.00	0.00	0.00	
4	GIA from Science and Technology Department	0.00	0.00	0.00	0.00	
5	<u>II. UNIVERSITY OWN SOURCES:-</u>					
6	Income from Common Service	4115169.22	3158050.00	4174150.00	4549050.00	
7	Fees from Affiliated Colleges of ASTU	39320485.00	22420375.00	39431800.00	43344950.00	
8	In-Campus Research Program at ASTU	870700.00	409900.00	631500.00	735000.00	
9	Energy Engineering Systems (M.TECH. IN ENERGY ENGINEERING)	886000.00	799600.00	1216200.00	1361500.00	
10	CENTRAL RESEARCH HUB (CRH)	0.00	0.00	2000.00	2200.00	
11	COMBINED ENTRANCE EXAMINATION (CEE) & (JMEE/JLEE) EXAMINATION	7866850.00	9006500.00	9010500.00	12304500.00	
12	PROPOSED POST GRADUATE IN-CAMPUS PROGRAM [As per E.C Decision, 3(three) more departments are to be introduced]	0.00	0.00	0.00	0.00	
13	TOTAL RECEIPT (REVENUE) :	8,70,07,552.22	7,41,75,573.00	8,88,45,150.00	10,71,33,304.00	

SUMMARY OF EXPENDITURE						
SL NO	HEAD OF ACCOUNTS	ACTUAL FOR 2021-2022	ESTIMATES FOR 2022-2023	REVISED ESTIMATES FOR 2022-2023	ESTIMATES FOR 2023-2024	
		(IN RUPEES)				
		1	2	3	4	5
14	<u>I. GENERAL ADMINISTRATION</u>					
15	Salaries- Sanctioned Posts	2,49,79,134.00	38381148.00	36062165.00	44836104.00	
16	<u>II. SALARIES/REMUNERATION FOR ACADEMIC DEPARTMENT</u>					

17	In-Campus Research Program at ASTU	5,94,600.00	777000.00	170800.00	0.00
18	Energy Engineering Systems (M.TECH. IN ENERGY ENGINEERING)	17,61,813.00	2035000.00	2405500.00	2396700.00
19	PROPOSED POST GRADUATE IN-CAMPUS PROGRAM [As per E.C Decision, 3(three) more departments are to be introduced]	0.00	0.00	0.00	0.00
20	III. CONTROLLER OF EXAMINATIONS (FOR CONDUCTION OF EXAMINATIONS)	1,69,89,500.98	6843000.00	18189900.00	20047600.00
21	IV. CONTRIBUTION TO RETIREMENT BENEFIT FUND	1,78,62,247.00	4241000.00	8923289.00	9920880.00
22	V. PRE EXAMINATION TRAINING AND PLACEMENT	0.00	0.00	0.00	0.00
23	VI. COMMON SERVICE EXPENSES	21,47,342.00	4181500.00	3166550.00	3349160.00
24	VII. CEE, JMEE & JLEE EXPENDITURE	66,04,164.00	7125500.00	6844000.00	7446000.00
25	TOTAL EXPENDITURE (REVENUE) :	7,09,38,800.98	6,35,84,148.00	7,57,62,204.00	8,79,96,444.00

SUMMARY OF PART-II (CAPITAL)

SUMMARY OF RECEIPT					
SL No	HEAD OF ACCOUNTS	ACTUAL FOR 2021-2022	ESTIMATES FOR 2022-2023	REVISED ESTIMATES FOR 2022-2023	ESTIMATES FOR 2023-2024
		(IN RUPEES)			
		1	2	3	4
1	I. GRANTS FROM GOVT. OF ASSAM:-				
2	State Govt. (Regular) PLAN Grant	1,90,00,000.00	11,40,50,479.00	10,95,50,479.00	0.00
3	Grant from Director of Higher Education, Govt of Assam	0.00	0.00	0.00	0.00
4	TNEIF, Govt. of Assam	0.00	1,84,49,521.00	1,84,49,521.00	1,74,99,521.00
5	Curtin University Project, GoA	0.00	0.00	0.00	0.00
6	Anticipated from Govt. of Assam (Academic Block-II)	0.00	0.00	0.00	0.00
7	GIA for International Experience for ASTU Academic and Technical staff by Curtin University, Australia	0.00	0.00	0.00	0.00

8	Assam Science Technology and Environment Council (ASTEC)	0.00	0.00	0.00	0.00
9	Receipt from Govt. of India NLCPR scheme	0.00	0.00	0.00	0.00
10	3425-G.I.A-CARST-PLASMA (Science and Technology Deptt., Govt. of Assam)	8,00,000.00	0.00	15,20,000.00	28,80,000.00
11	Misc. Receipt (AISHE)/MP Quota	0.00	0.00	0.00	0.00
12	ASTU Campus II Fund Requirement for implementation schedule, physical work content in 52 Bighas of Land in Dag No.151 of Vill- Maj Jalukbari	0.00	6,26,32,814.00	6,26,32,814.00	32,30,25,988.00
13	Others	0.00	3,19,64,899.00	2,74,64,899.00	2,56,25,146.00
14	II. CONSULTANCY SERVICES (CONDUCTION OF COMPETITIVE EXAMINATIONS) GIA FOR CONDUCTING RECRUITMENT EXAMINATION	2090000.00	1936327.00	1682800.00	14,36,126.00
15	III. DEPRECIATION FUND FROM EXISTING CAPITAL ASSETS				
16	BLOCK I	35,24,573.00	42,83,400.00	42,83,400.00	33,75,000.00
17	BLOCK II	19,96,057.00	23,87,100.00	23,87,100.00	25,15,000.00
18	BLOCK III	12,96,240.00	27,48,900.00	27,48,900.00	10,66,200.00
19	IV. MISCELLANEOUS RECEIPTS	31,04,076.00	6,62,600.00	28,60,000.00	1,08,85,000.00
20	TOTAL RECEIPTS (CAPITAL):	3,18,10,946.00	23,91,16,040.00	23,35,79,913.00	38,83,07,981.00

SUMMARY OF EXPENDITURE					
Sl No.	HEAD OF ACCOUNTS	ACTUAL FOR 2021-2022	ESTIMATES FOR 2022-2023	REVISED ESTIMATES FOR 2022-2023	ESTIMATES FOR 2023-2024
		(IN RUPEES)			
	I	3	4	5	6
21	CONSTRUCTION WORKS	21399175.00	35395104.00	33405697.00	33069595.00
22	FURNITURE	854668.00	3341140.00	2238980.00	2340382.00
23	OFFICE EQUIPMENT	671975.00	4719500.00	4306088.00	4407650.00
24	MINOR LABORATORY EQUIPMENT/Ph. D CLASS	977576.00	6580000.00	7295587.00	7346124.00
25	BOOKS & JOURNALS	32715.00	29000.00	68500.00	82000.00
26	OFFICE VEHICLE	401334.00	2653300.00	2185510.00	2276674.00
27	COMPUTER & EDP EQUIPMENTS	938140.00	20277500.00	17941099.00	18548160.00
28	AIR CONDITION & ASSESSORIES	223180.00	931100.00	864011.00	949235.00
29	DEVELOPMENT OF CAMPUS - II	0.00	66076112.00	66076112.65	8,00,000.00
30	SECTOR- 1 (INSTITUTIONAL AREA)	0.00	27689543.00	27689543.65	191881824.69
31	SECTOR- 2 (RESIDENTIAL AREA)	0.00	34143271.00	34143271.00	130309169.33

32	SEMINAR HALL & GUEST HOUSE	0.00	4779000.00	4550000.00	4763000.00
33	CENTRAL EVALUATION HALL	0.00	4512000.00	4300000.00	4411000.00
34	EMERGENCY BLOCK	0.00	1036000.00	945000.00	1013000.00
35	CENTRAL LIBRARY SYSTEM	40119.00	2495000.00	2464190.00	2531514.00
36	ENGINEERING DEPARTMENT	0.00	530000.00	500000.00	525000.00
37	CONSTRUCTION OF PLASMA PYROLYSIS PLANT				
38	Solar Power Plant	334024.00	728000.00	200414.00	120249.00
39	COMMON SERVICE	6517236.00	5967100.00	7085000.00	8327800.00
40	EXPENDITURE UNDER CONSULTANCY SERVICES (CONDUCTION OF COMPETITIVE EXAMINATIONS) GIA FOR CONDUCTING RECRUITMENT EXAMINATION	2521285.22	4400000.00	82000.00	514500.00
41	TRAVELLING ALLOWANCE	0.00	558000.00	553000.00	574000.00
42	ELECTRIC SUPPLY SERVICE	1398023.00	1745900.00	799325.00	823973.00
43	WATER SUPPLY SERVICE	0.00	420000.00	420000.00	432500.00
44	EXAMINATION SOFTWARE SYSTEM SERVICE	0.00	536000.00	472000.00	506000.00
45	PRINTING AND STATIONERY	167319.00	64000.00	62500.00	75000.00
46	RESEARCH PROGRAM	108000.00	1333700.00	1426500.00	1500500.00
47	ENERGY ENGINEERING SYSTEMS (M.TECH IN ENERGY ENGINEERING)	0.00	1865000.00	1696000.00	1794700.00
48	PROPOSED POST GRADUATE IN- CAMPUS PROGRAM (AS PER E.C DECISION 3 MORE DEPTTS. ARE TO BE INTRODUCED)	0.00	902800.00	843000.00	784000.00
49	OTHER ACADEMIC AND ADMINISTRATIVE EXPENSES	928825.00	2120900.00	7437200.00	6372100.00
50	COLLABORATION FOR PROJECT COST CURTINUNIVERSITY (Govt. of Assam Letter No.: PMA(H)66/2014/20 dated: 23rd July'2014) [Agreement executed on 11th December,2014] {Quotation No.: CON-SE-FOE-SH-53416-1 dated: 11/12/2014}	898247.00	160000.00	160000.00	0.00
51	MISCELLANEOUS	3505473.00	1915550.00	1535050.00	1756730.00
52	SEMINAR HALL & GUEST HOUSE BLOCK	0.00	753000.00	585000.00	622000.00
53	CENTRAL EVALUATION BLOCK	0.00	1010500.00	716000.00	776000.00
54	EMERGENCY BLOCK	0.00	354500.00	283500.00	307000.00
55	RESEARCH REFERENCE LIBRARY	0.00	5410000.00	5410000.00	5535000.00
56	TOTAL EXPENDITURE (CAPITAL) :	3,92,66,912.22	18,35,99,706.00	17,69,07,263.65	43,60,76,380.02

* Note 1:

1. Capital Receipts and payments out of G.I.A Capital from Government of Assam has been shown as liability in the financial statements. Hence the Income and Expenditure Statements has not reflected the amount received as well as payment made in actual columns in the budget.

2. Assets acquired by G.I.A Capital of Government of Assam has shown in the financial statements in the basic principle of "Outstanding Liabilities + Assets created = Govt. GIA Capital"

EXPLANATORY NOTE ON PART- I (REVENUE)

REVENUE BUDGET (ACTUAL FOR 2021-2022)

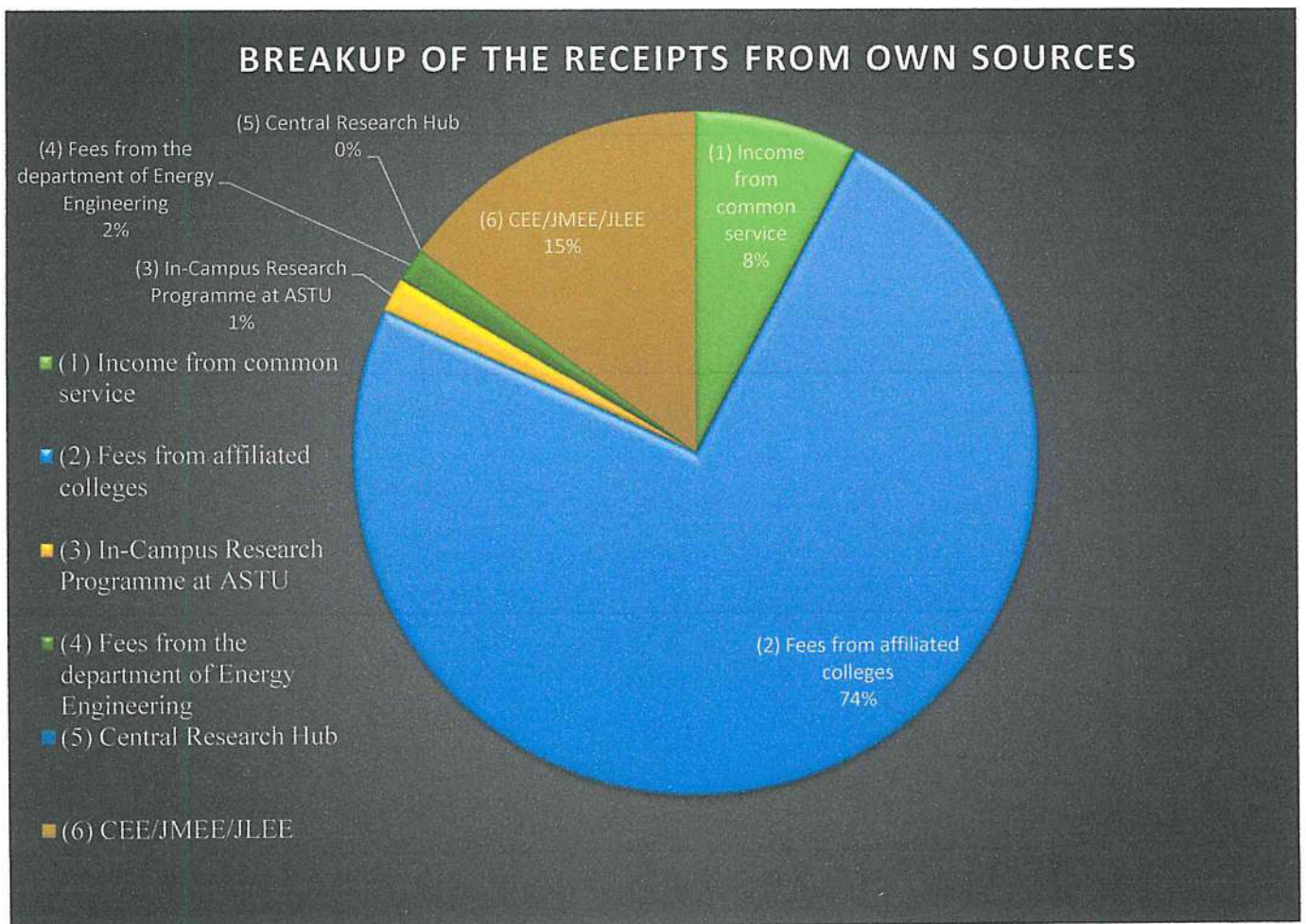
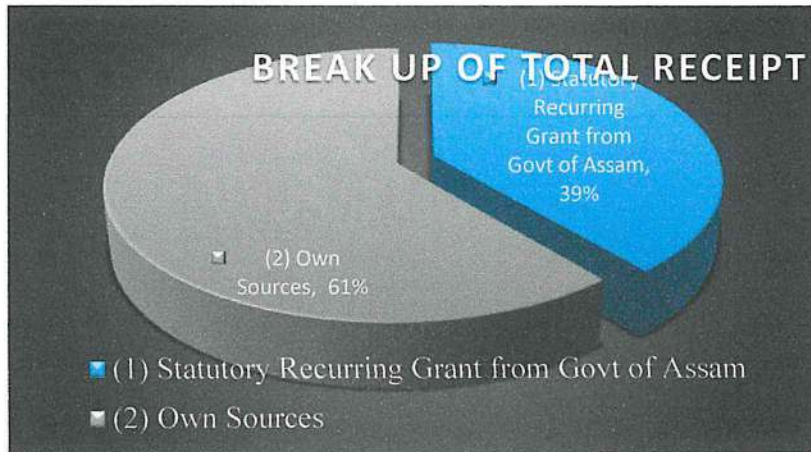
RECEIPT:

As per compilation of accounts an amount of **Rs.8,70,07,552.22** (Rupees Eight Crore Seventy Lakhs Seven Thousand Five Hundred Fifty Two and Twenty Two paise only) towards total receipts of the university revenue account which includes Rs.5,30,59,204.22 (Rupees Five Crore Thirty Lakhs Fifty Nine Thousand Two Hundred Four and Twenty Two paise only) under **University own sources** and Rs.3,39,48,348.00 (Rupees Three Crore Thirty Nine Lakhs Forty Eight Thousand Three Hundred and Forty Eight only) towards **Grant-In-Aid from the Govt. of Assam** for revenue expenditure purpose. **The receipts from different colleges against Examination, Registration, Affiliation etc. are included in the University own sources.** This has shown in the abstract at summary of Receipts – Revenue in the Page No. 3

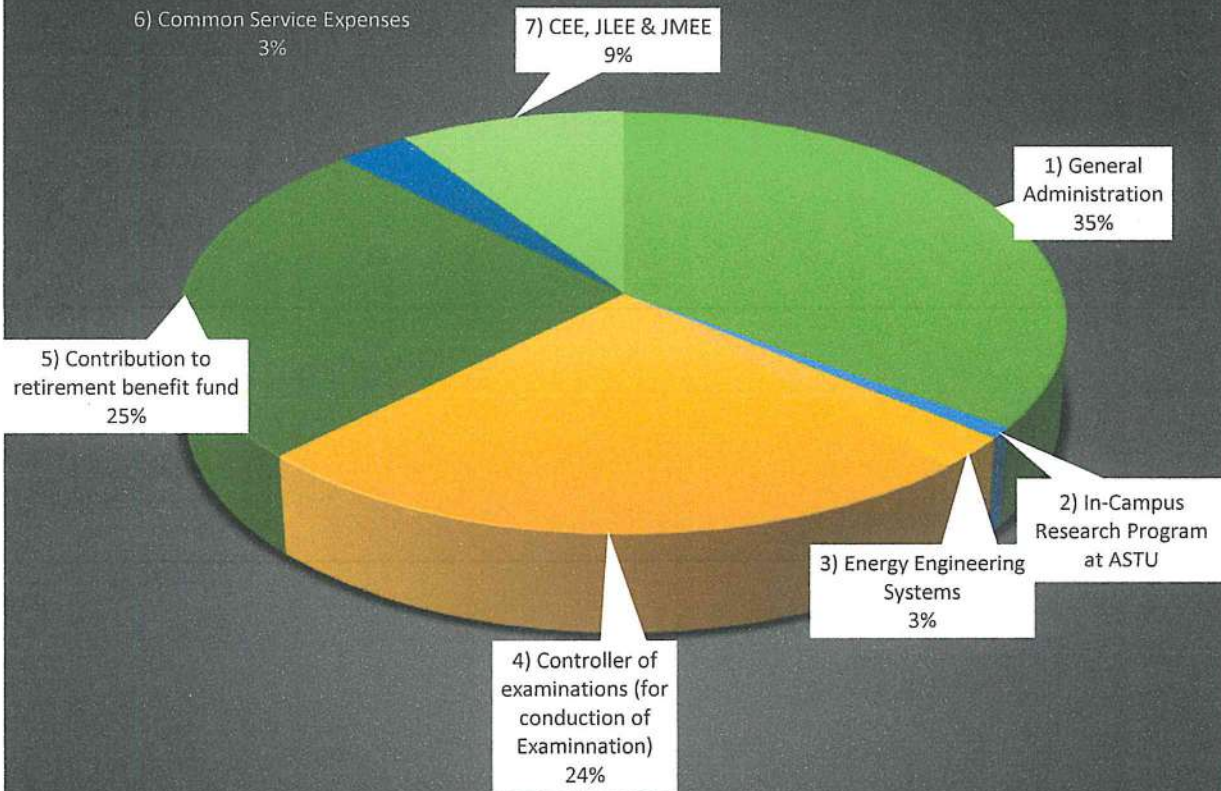
EXPENDITURE:

The total actual expenditure the period 2021-2022 calculated is **Rs.7,09,38,800.98** (Rupees Seven Crore Nine Lakhs Thirty-Eight Thousand Eight Hundred and Ninety-Eight paise only). The financial statements have shown an excess of receipts over expenditures of Rs. 1,60,68,751.24 (Rupees One Crore Sixty Lakhs Sixty-Eight Thousand Seven Hundred and Fifty-One and Twenty-Four paise only). The examination fee received during the end part of the year are being utilized in the subsequent year for payment of University's developmental activities and other recurring expenditure including retirement benefit scheme of the University.

The analysis and breakup of Actual Total Receipt and Expenditure is shown in Pie Chart below:
2021-22

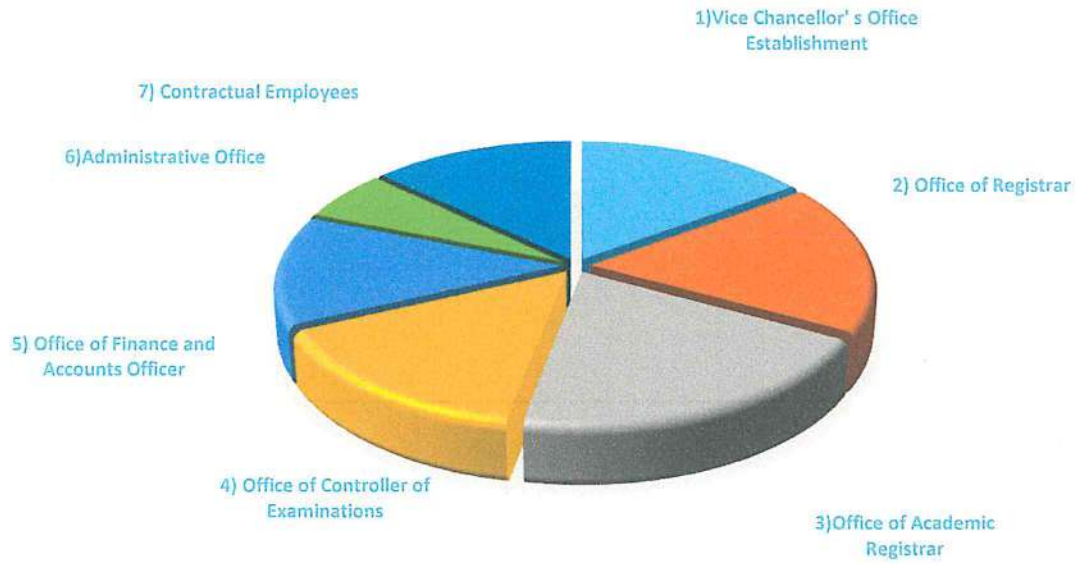


Break up of Total expenses

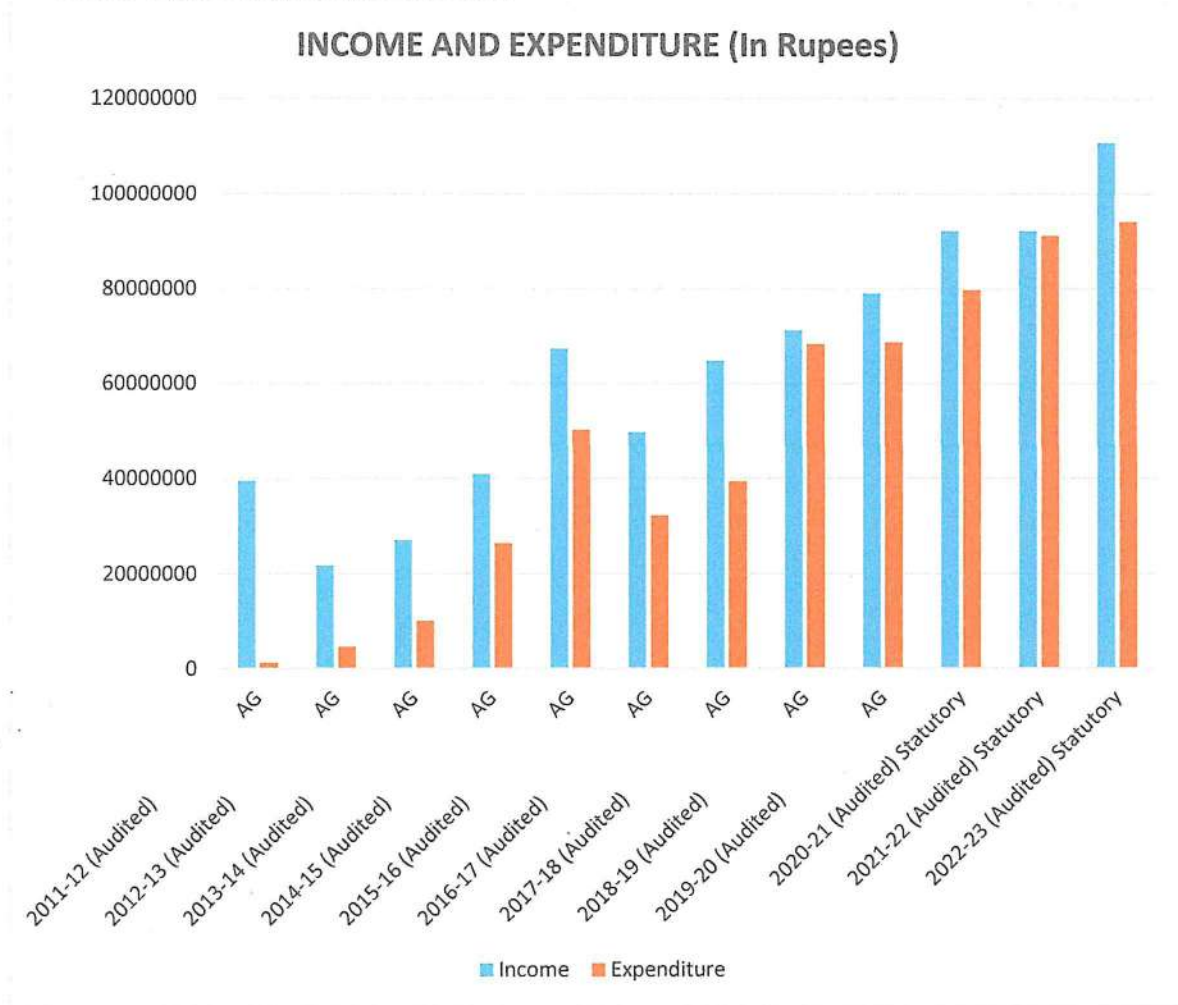


- 1) General Administration
- 2) In-Campus Research Program at ASTU
- 3) Energy Engineering Systems
- 4) Controller of examinations (for conduction of Examination)
- 5) Contribution to retirement benefit fund
- 6) Common Service Expenses
- 7) CEE, JLEE & JMEE

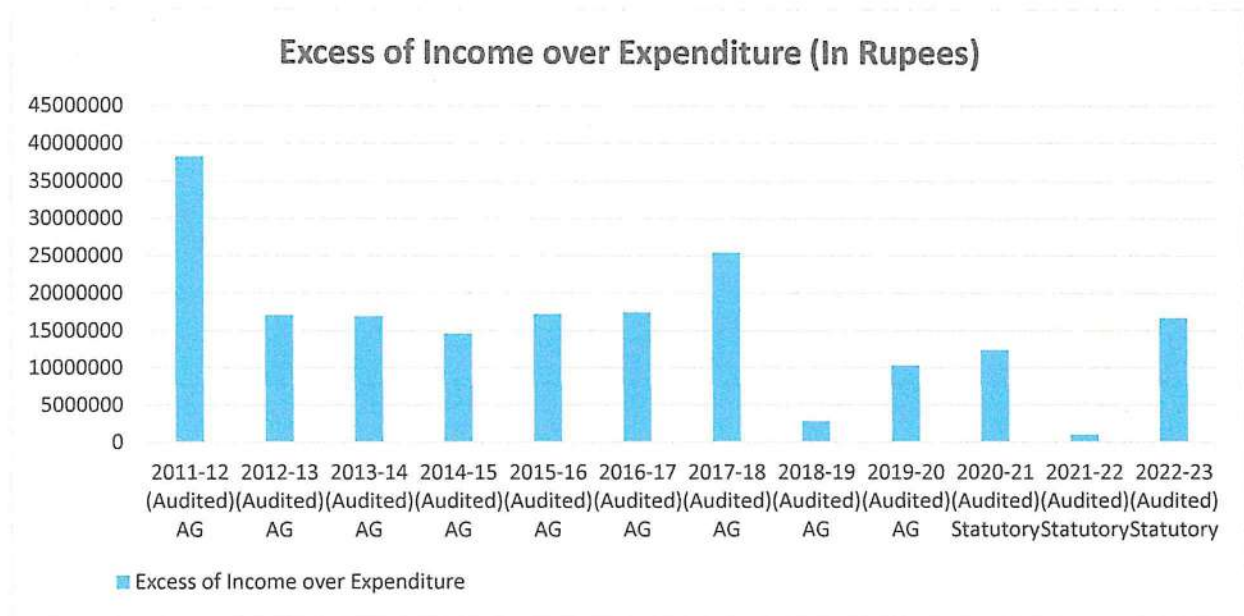
BREAK UP OF SALARY COMPONENT



A.) PICTORIAL REPRESENTATION OF THE INCOME AND EXPENDITURE OF THE UNIVERSITY SINCE INCEPTION: -

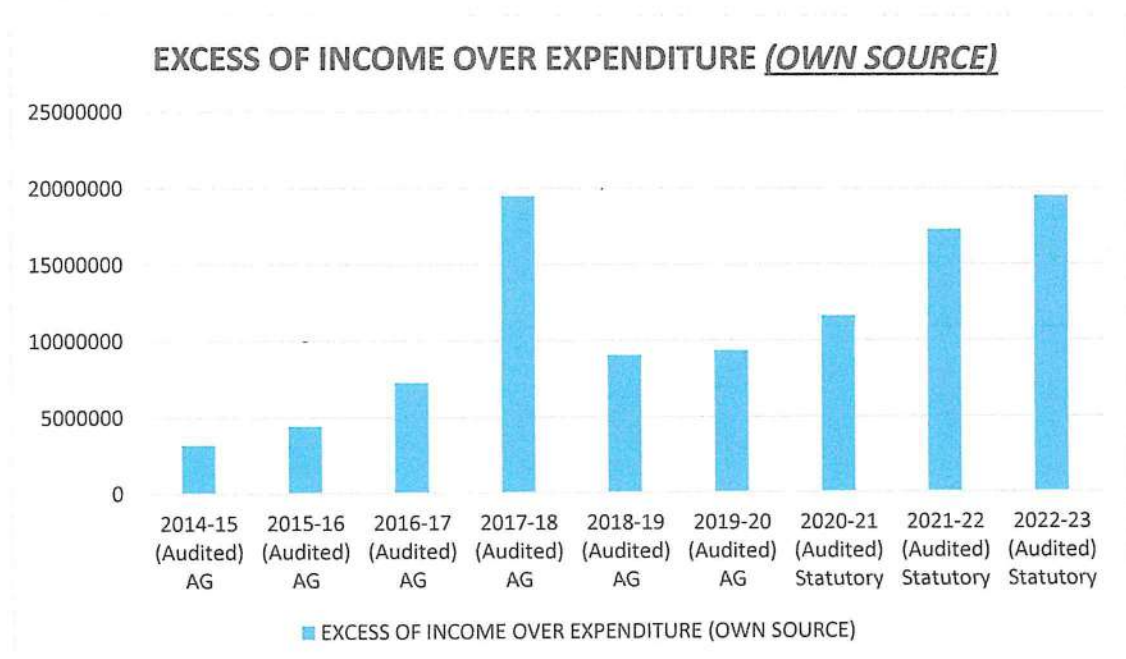


B.) PICTORIAL REPRESENTATION OF CONSOLIDATED (University Own sources plus Government Grant-in Aid) EXCESS OF INCOME OVER EXPENDITURE OF THE UNIVERSITY SINCE INCEPTION: -



Source: Audited Consolidated Financial Statement

C.) PICTORIAL REPRESENTATION OF EXCESS OF INCOME OVER EXPENDITURE (OWN SOURCE) OF THE UNIVERSITY 2014-15 – 2022-2023



EXPLANATORY NOTE ON PART- II (CAPITAL)

CAPITAL BUDGET (ACTUAL FOR 2021-2022)

Receipt:

As per record, total receipt is **Rs 3,18,10,946.00** (Rupees Three Crore Eighteen Lakhs Ten Thousand Nine Hundred and Forty-Six only), the break-up of which is mentioned below:

SI No.	Particulars	Amount (in Rs.)	Amount (in Rs.)
1.	GRANTS FROM GOVERNMENT OF ASSAM		
(a)	State Govt. (Regular) Plan Grant	1,90,00,000.00	
(b)	3425-G.I.A-CARST-PLASMA (Science and Technology Deptt., Govt. of Assam)	8,00,000.00	1,98,00,000.00
2.	CONSULTANCY SERVICES (CONDUCTION OF COMPETITIVE EXAMINATIONS) GIA FOR CONDUCTING RECRUITMENT EXAMINATION		20,90,000.00
3.	DEPRECIATION FUND :		
	BLOCK I		35,24,573.00
	BLOCK II		19,96,057.00
	BLOCK III		12,96,240.00
4.	MISCELLANEOUS RECEIPTS :		31,04,076.00
5.	TOTAL RECEIPTS (ACTUAL 2021-22):		3,18,10,946.00

Expenditure:

The total expenditure for the year 2021-22 is **Rs 3,92,66,912.22** (Rupees Three Crore Ninety-Two Lakhs Sixty-Six Thousand Nine Hundred Twelve and Twenty-Two paisa only). The Financial statements has shown an excess of expenditure over receipt of Rs 74,55,966.22 (Rupees Seventy-Four Lakhs Fifty-Five Thousand Nine Hundred Sixty-Six and Twenty-Two paisa only). The break-up of expenditure is mentioned is as under:

SI No.	Particulars	Amount (in Rs.)	Amount (in Rs.)
I.	INFRASTRUCTURE (NON-RECURRING ACCOUNT)		
(a)	Construction works	2,13,99,175.00	
(b)	Furniture	8,54,668.00	
(c)	Office equipment	6,71,975.00	
(d)	Minor laboratory equipment/PhD class	9,77,576.00	
(e)	Books and journals	32,715.00	
(f)	Office vehicle	4,01,334.00	
(g)	Computer & EDP equipment's	9,38,140.00	
(h)	Air condition & accessories	2,23,180.00	

(i)	Central library system	40,119.00	2,60,21,074.00
(j)	Construction of Plasma Pyrolysis plant	1,48,168.00	
(k)	Solar power plant	3,34,024.00	
II.	INFRASTRUCTURE (NON-RECURRING ACCOUNT)		
(a)	General administration (Common Service Exp's)	37,18,666.00	
(b)	Expenditure under consultancy services (conduction of competitive examinations) GIA for conducting recruitment examination	25,21,285.22	
(c)	Electric supply service	13,98,023.00	
(d)	Printing and stationery	1,67,319.00	
(e)	Research program	1,08,000.00	
(f)	Other academic and administrative expenses	9,28,825.00	
(g)	Collaboration for project cost Curtin University	8,98,247.00	
(h)	Miscellaneous	35,05,473.00	
TOTAL EXPENDITURE (ACTUAL 2021-22): (I + II):			3,92,66,912.22

REVISED REVENUE ESTIMATE FOR 2022-23

As per record a total revised estimates for 2022-23 amounts to **Rs. 3.44 Cr** (Rupees Three Crore Forty-Four Lakhs only) approximately has been prepared under revenue budget. An supplementary demand proposal was submitted to the Government of assam for the additional amount **An amount of Rs.5.45 Cr** (Rupees Five Crore Forty-Five Lakhs Only) is estimated under University Own Sources by way of fee collection from the affiliated colleges as well as other efforts initiated by the University.

The expenditure for the budget 2022-23 is projected as **Rs.7.58 Cr**, which shows excess of receipt over expenditure by **Rs.1.31 Cr only (Rs.8.89Cr-7.58) Cr**. The examination fee received during the end part of the year is to be utilized in the subsequent year for payment of retirement benefit as well as partly for University's development activities.

EFFORTS FOR INTERNAL RESOURCES MOBILISATION AT ASTU

- i) **CEE Exam:** From the Year 2018-2019 Government of Assam has been entrusted to conduct CEE Examination vide Govt. of Assam notification NO. ATE.62/2009/Pt/82, dated 3rd July, 2017. The CEE, 2023 Examination and JLEE/JMEE, 2023 Examinations has been conducted successfully. The status of tentative receipts & expenditure is as below:

Sl No	Examinations	Receipt	Expenditure	Surplus
1	CEE, 2023	88,76,000.00	49,59,992.76	39,16,007.24
2	JLEE/JMEE, 2023	35,11,500.00	14,91,062.00	20,20,438.00
Total		1,23,87,500.00	64,51,054.76	59,36,445.24

ii) Conduct of other External Examination:

APDCL/APGCL/AEGCL Recruitment Exam: ASTU completed the recruitment examination within 31st March,2023 at the offer of APDCL/APGCL/AEGCL. The report for receipts & expenditure is as below: -

Receipt	Expenditure	Surplus
2,02,78,926.00	1,59,52,856.00	43,26,070.00

iii) **AESRB Recruitment Exam:** ASTU submitted proposal to AESRB for conducting recruitment test examination for the post of Assistant Professor(Technical)[61 posts], Assistant Professor(Non-Technical)[46 posts], Lecturer (Technical)[80 posts], Lecturer (Non-Technical)[57 posts], Senior Instructor [50 posts] vide this office Letter No: ASTU/regi_office/external-exam/2022/179/7326 dated: 17/11/2022

BUDGET (ESTIMATE) FOR 2023-24

The Budget estimate for 2023-24 under capital budget has been prepared with the anticipated receipts from the State Govt. and internal resources of **Rs. 38.83 Cr** (Rupees Thirty-Eight Crore Eighty-Three Lakhs only) approximately and the total expenditure of **Rs.43.61 Cr.** (Rupees Forty-Three Crore Sixty-One Lakhs only) approximately with a deficit of **Rs. 4.78 Cr.** (Rupees Four Crore Seventy-Eight Lakhs only) approximately.

The Budget estimate for 2023-24 under revenue budget is surplus which has been prepared by including the anticipated receipts from the State Govt. and internal resource of **Rs. 10.71 Cr** (Rupees Ten Crore Seventy-One Lakhs only) approximately and the total expenditure for **Rs. 8.80 Cr** (Rupees Eight Crore Eighty Lakhs only) approximately with a surplus of **Rs. 1.91 Cr.** (Rupees One Crore Ninety-One Lakhs only) approximately.

REMARKS:

The Budget for the year 2023-24 is prepared keeping in view to make it a balanced budget restricting the recurring expenditure to maximum possible extent of salary component which is enhanced due to yearly increment and D.A. enhancement. With this provision, the Budget shows a surplus of **Rs.1.91 Cr.** (Rupees One Crore Ninety-One Lakhs only) approximately under revenue budget.

However, it is to be mentioned that this University has inappropriate funding under capital budget during the year 2019-2020 till the financial year 2022-23. An amount of only **Rs.7.38 Crore.**

Therefore, a request is to be made to the Government of Assam for enhancement of both Capital & Revenue amount as proposed in the Part – I & II in reference above.

D.GOSWAMI
FINANCE (AND ACCOUNTS) OFFICER

SECTION-II
OTHER INFORMATIONS

I. GRANTS-IN-AID

a) STATUS OF GRANTS-IN –AID UNDER CAPITAL (Infrastructure) /REVENUE (Salary) BUDGET FROM GOVT. OF ASSAM

Financial Year	Amount in Rs.		Purpose
	G.I.A Capital (Infrastructure) (In Laacs)	G.I.A Revenue (Salary) (In Laacs)	
2011-12	95.00		For construction purpose
2011-12	300.00	Nil	Grants –in-Aid
2012-13	205.00	Nil	Grants –in-Aid
2013-14	205.00	Nil	Grants –in-Aid
2014-15	205.00	137.41 (Released in May,2015)	Grants –in-Aid
	2.99	-	Fund for development of infrastructure and to organize activities.
	99.00	-	Grants –in-Aid towards expenditure on collaboration with the Curtin University for improvement of Technical education in the state.
	0.30	-	Grants received from Director of Higher education for All India Survey on Higher Education
2015-16	-	137.41	Grants –in-Aid (Supplementary Demand)
	101.00	-	Grants –in-Aid towards expenditure on collaboration with the Curtin University for improvement of Technical education in the state.
	100.00	-	
	28.11	-	Grants –in-Aid for international education experience for ASTU Academic and Technical Staff by Curtin University, Australia.
	0.30	-	Grants received from Director of Higher education for All India Survey on Higher Education
2016-17	125.55 = (100+25.55)	150.00	Sanctioned and release against Laboratory setup in the Assam in collaboration with Curtin University, Australia and Curtin University project proposal under Plan for Rs.125.55 Lakhs.
2017-18	100.00	314.48	Sanctioned and released Construction of Academic Building & VC's Residence and

			towards payment of salaries to the staff of ASTU	
2018-19	250.00		260.75	Sanctioned and released towards Construction under TNEIF, other infrastructure grant and payment of salaries to the staff of ASTU
2019-20	290.95		331.50	i) Rs.270.00 Lakhs has been sanctioned and released towards payment of salaries to the staff. ii) Rs.61.50 Lakhs has been sanctioned and released as supplementary demand towards payment of salaries to the staff. iii) Rs.100.00 Lakhs has been sanctioned and released towards construction under TNEIF. iv) Rs.50.00 Lakhs has been sanctioned and released towards other infrastructure grant. v) Rs.84.42 Lakhs has been sanctioned and released towards "Construction of Academic Building & VC's residence" vi) Rs.56.53 lakhs has been sanctioned and released as supplementary demand towards other infrastructure grant.
2020-21	200.00	23.75 S&T Dept. GoA	360.69	i) Rs.360.69 Lakhs has been sanctioned and released towards payment of salaries to the staff. ii) Rs.200.00 Lakhs has been sanctioned and released towards "Construction of Academic Building & VC's residence" iii) Rs 23.75 Lakhs has been sanctioned and released towards "CARST project under Science and Technology Department, Govt. of Assam.
2021-22	190.00	8.00 S&T Dept. GoA	339.48348	i)Rs.339.48348 Lakhs has been sanctioned and released towards payment of salaries to the staff. ii) Rs.190.00 Lakhs has been sanctioned and released towards "Construction of Academic Building & VC's residence" iii) Rs 8.00 Lakhs has been sanctioned and released towards "CARST project under Science and Technology Department, Govt. of Assam.
2022-23	9.50	15.20 S&T Dept. GoA	343.79	i) Rs.343.79 Lakhs has been sanctioned and released towards payment of salaries to the staff. ii) Rs.9.50 Lakhs has been sanctioned and released towards construction under TNEIF. iii) Rs 15.20 Lakhs has been sanctioned and released towards "CARST project under Science and Technology Department Govt. of Assam.

- b) The Govt. of Assam augmented a collaborative program with the Curtin University, Australia which took place on dated 11 December 2014 between the Vice Chancellor, Assam Science and Technology University, Guwahati and Prof: Deborah Terry, Vice Chancellor, Curtin University in the **Project titled: "Improvement of Quality of Higher Education and Research in the state of Assam"**. The status of the project as below.

Stage	Description of the project	Financial Involvement	Remarks
Stage 1	Improvement of quality of Higher Education-Gap Analysis (6 Month) Ref: Invoice No CON-SE-RA-FOE-SH-53416-1	AUD 4,87,000.00 (INR 2,60,00,000.00 approximately)	the Stage 1 has been completed.
Stage 2	Detail Study (12 Month) Ref: Invoice No : F01259 dated 13/4/2016	AUD 55,000 (INR 28,11,050.00)	Step 2 & Step 3 has not completed till date
Stage 3	Laboratory setup in the Assam in collaboration with Curtin University, Australia and Curtin University	Rs.1.00 Crore -	

c) **PROPOSAL SUBMITTED TO THE GOVT. OF ASSAM**

(For Financial year 2022-23)

i) **Capital amount**

a) **Incorporated Amount in the budget**

An amount of Rs.9.50 Lakhs (Rupees Nine Lakhs Fifty Thousand only) towards infrastructure Grant-In-Aid has been incorporated during the financial year 2022-23. The University has submitted to the Govt. of Assam for sanction and release of the fund towards for use in the purpose.

Sl No.	Purpose of the amount.	Amount (Rs)	Remarks
1	"Infrastructure Augmentation in Support of Infrastructure Development of Assam Science and Technology under Tejasvi Navadhitamastu Edu-Infra Funds (TNEIF)"	9,50,000/-	Sanctioned and released

b) **Supplementary Demand:**

Supplementary demand was submitted towards Capital Expenditure to the tune of **Rs. 1,315.50 Lakhs** for the financial year 2022-23 as below: -

Sl No.	Purpose of the amount.	Amount (Rs)	Remarks
1	Construction of Academic Building & VC's residence	1,94,52,766.00	An amount of Rs 178.91 Lakhs was incorporated in the
2	Construction Under TNEIF	1,74,99,521.00	

3	Campus Infrastructure Development program at ASTU permanent campus (Installation of Grid Interactive Rooftop Solar PV System in New Buildings of ASTU)	45,00,000.00	Winter Session Assembly (Dec,2022) of Govt. of Assam budget, but could not be sanctioned and released during the year 2022-23. However, Govt. of Assam directed to resubmit the proposal in the year 2023-24 vide Govt. of Assam letter No. I/157202/2023 dated 01.04.2023. On submission ASTU has received only Rs 45.00 Lakhs has received for the infrastructure grant.
4	Beautification of Campus at ASTU permanent campus (Lighting of campus)	20,00,000.00	
5	Campus Wi Fi & Internet Connectivity,	25,00,000.00	
6	E Journals & Books	30,00,000.00	
7	Teaching Learning Equipment's	49,67,999.00	
8	Reimbursement of admission fee under fee waiver scheme of Pragyana Bharati	1,49,96,900.00	
9	ASTU Campus - II - Fund requirement for Implementation of Schedule, Physical Work Content in 52 Bighas of Land in Dag No.151 of Vill-Maj Jalukbari [Sector-1 (Institutional Area) and Sector-2 (Residential Area)]	6,18,32,814.00	
10	Preparation of Concept Paper of ASTU Campus II	8,00,000.00	

ii) **Revenue Amount**

a) **Incorporated Amount in the budget 2022-23**

SI No.	Purpose of the amount	Amount Proposed	Sanctioned & Released
1	Salary submission in the Form "L"	Rs 3,83,81,148/-	Rs 3,43,79,000/-

(For Financial Year 2023-24)

i) **Capital amounts**

SI No	Purpose of the amount	Budgeted Amount	Sanctioned & Released
1	Capital Expenditure (Infrastructure)	Rs 14,39,24,667/-	Rs 45,00,000/-

ii) **Revenue Amount**

SI No	Purpose of the amount	Budgeted Amount	Sanctioned
1	Revenue Expenditure (Salary in the form "L")	Rs 4,48,36,104.00	Rs 3,44,00,000/- [Supplementary Demand Proposal submitted for an amount of Rs 1,04,36,104.00]

d) EFFORTS FOR EXTERNAL FUNDING:

Sl No	Project Title	Funding Agency	Project Cost (Rs.)	Year and the status
1	Establishment of central Library at Assam Science and Technology University	MPLAD fund of Dr. Manmohan Singh, Hon'ble MP, Rajya Sabha, Assam	Rs.13.71 Crore	/ Scheme Lapsed
2	Development and construction of hull structure of boat using bamboo trunk as shell member blended with wooden/steel or bamboo framework	Assam Science Technology and Environment Council (ASTECC)	Rs.2.58 Lakhs	/Incorporated & released
3	Grant for Augmenting Infrastructure in North Eastern Region (GAINER) -AICTE Solar, Water and Internet	AICTE-GAINER	Water =Rs. 2.50 Lakhs Solar =Rs20.00 Lakhs Internet = Rs.5.00 Lakhs	2023/Incorporated and released
4	Augmenting Academic Infrastructure Development of ASTU, Campus II	North Eastern Development Council through Government of Assam	Rs.140.00 Crore	2023/Submitted vide ASTU/Finance/NEC/2020/48/8790 dated 14/03/2023
5	Establishing a "Multidisciplinary Sophisticated Instrumentation Centre" at ASTU	North Eastern Development Council through Government of Assam	Rs. 16.00 Crore	2023 /Submitted vide ASTU/CRC/2017-18/340/2021/66/ 8590 dated 27/02/2023
6	Establish, Develop and Manage an Entrepreneurship Development and incubation Centre	A project sponsored by North Eastern Council & implemented by Indian Institute of Entrepreneurship, Guwahati (An organization under Ministry of Skill Development and	To conduct the EAC, EDP and FDP	2023/ Submitted and Granted

	Entrepreneurship -Govt. of India)		
--	-----------------------------------	--	--

e) **REPORTING OF MHRD PROJECT (TEQIP-III) UNDER MHRD (Now as MoH)**

This University applied for TEQIP-III program on 17th February, 2017 to the tune of Rs.27.46 Crore from 2017-18 to 2020 (Further extended to 2021). Subsequently, the University awarded for the activities for the enabling mechanism for component 1.2 (Widening impact through Affiliating Universities (ATUs) in focus states of TEQIP-III with a financial package of Rs.20.00 crores (Rupees Twenty Crores only). Mention that faculties cannot be hired under section 1.2.

a) The University has submitted action Plan and incorporated accordingly.

The Brief financial involvement of Allotment & Expenditure was as below:

SI No	Heads	Allotment (Rs)	Expenditure (Rs)
1	Procurement of Goods	10,00,00,000/-	9,35,45,441/-
2	Academic Processes	8,00,00,000/-	7,65,51,446/-
3	Operating Cost	2,00,00,000/-	78,52,313/-
Total		20,00,00,000/-	17,79,49,200/-

b) Through the procurement of goods, the University has acquired a few of research infrastructure for establishing Central research Hub (CRH) conference Room, Establishing Computational Lab , ASTU ERP etc. The main accounts have not included the value of the assets because the assets are procured through the central Govt. schemes and the procurement of fund is allotted on the real time basis only PFMS (Public Financial Management System). The statutory and internal audit of the project accounts is prepared and audited by the guideline of NPIU (National Project Implementation Unit) separately and all the assets are entered in the university stock register.

c) **Introduction of ERP at ASTU:**

The University has introduced digitization of its activities through using Enterprise Resource Planning (ERP) from the year 2020. It was procured from the **Procurement head** of TEQIP. Expression of interest for the work has been called through public notice and **Assam Electronics Development Corporation Limited** (AMTRON) has developed at Rs.1,72,28,000.00 including all other taxes as applicable.

d) **Award of Research Project under TEQIP-III to different Affiliated colleges:**

SI No	Affiliated College/Institution	No of Project	Amount
1	Assam Engineering College	35	77,68,762/-
2	Assam Science and Technology University	18	29,55,527/-
3	Bineswar Brahma Engineering college	9	13,67,218/-
4	GIMT-Guwahati	21	36,31,278/-
5	GIMT-Tezpur	6	12,68,512/-
6	Jorhat Engineering College	14	22,70,422/-
7	Jorhat Institute of Science & Technology	13	25,00,492/-
8	Scholars Institute of Technology & Management	1	89,927/-
Total			2,18,52,138/-

f) **REPORTING OF FINANCIAL STATEMENT AND AUDIT OF ACCOUNTS**

2011-2012	Prepared and Audited by Accountant General (Audit) Assam	All Paras of the Audit para has been dropped and Inspection report CLOSED
2012-2013	Prepared and Audited by Accountant General (Audit) Assam	
2013-2014	Prepared and Audited by Accountant General (Audit) Assam	
2014-2015	Prepared and Audited by Accountant General (Audit) Assam	
2015-2016	Prepared and Audited by Accountant General (Audit) Assam	All Paras of the Audit para has been dropped excepting
2016-2017	Prepared and Audited by Accountant General (Audit) Assam	1) One Para related to the Curtin University.
2017-2018	Prepared and Audited by Accountant General (Audit) Assam	10 Paras has been dropped out of 25 Paras. For dropping
2018-2019	Prepared and Audited by Accountant General (Audit) Assam	of the remaining Para reply has been furnished vide this
2019-2020	Prepared and Audited by Accountant General (Audit) Assam	office Letter No. ASTU/AUDIT/42/2014/Vol-VI/8914 dated: 27/03/2023
2020-2021	Prepared and Audited by Statutory Auditor	Invited for the Audit Vide
2021-2022	Prepared and Audited by Statutory Auditor	This office letter No. ASTU/AUDIT/42/2014/Vol-IV/161 Dated 12/01/2024
2022-2023	Prepared and Audited by Statutory Auditor	Will be placed in the next University Court meeting

g) **OTHER FINANCIAL INFORMATION**

- a) **Retirement Benefits Scheme:** The University has introduced New Pension Scheme (NPS) for the employees of the University by opening the respective PRAN Account. The University has also decided to implement old pension scheme to the employees those who have joined this university through proper channel with the continuous service in the previous employment with the pension scheme they were availing.

b) Statutory meetings related to financial matters including other committee of ASTU

SI No	Meetings	Nos
1	Court Meeting	6
2	Purchase Committee Meeting	34
3	Finance Committee	19
4	Executive Council	30
5	Tender Opening Committee Meeting	209
6	Need Aspect Committee	36
7	PMRC	27

c) **GST concession:** - The University has applied to the Department of Scientific & Industrial Research to avail concession under GST rates as per Gazette Notification No. 45/2017 & 47/2017 integrated tax (Rate) dated 14/11/2017 and accordingly certificate for the concession was received. This certificate will save the university fund by the lower burden of the GST.

d) **University Annual return:** - Income Tax Return of the University is made mandatory from the Financial year 2015-16 onwards. The University has already filed Income Tax Return of the University for the Financial Year 2015-16 to 2021-22. The University has been exempted from Income Tax as below:

SI No	Assessment Year	Financial Year	Exempted income (Rs.)
1	2016-17	2015-16	6,73,95,282/-
2	2017-18	2016-17	4,96,77,006/-
3	2018-19	2017-18	6,47,54,502/-
4	2019-20	2018-19	Return filed vise e-Fill id No 222077621261019
5	2020-21	2019-20	78976196/-
6	2021-22	2020-21	Exempted u/s 12AA vide Order No: ITBA/EXM/S/12AA/2020-21/1029986902(1) dated: 22/01/2021.
7	2022-23	2021-22	
8	2023-24	2022-23	The certificate of exemption has received at the initiation of effort from the university

e) **Apply for 12(B) registration under UGC:** University at presently registered under 2(f) of the UGC Act. In order to avail funding from UGC schemes University has recently applied for 12(B) registration. This is the first communication initiated by the advice of Hon'ble Vice Chancellor ASTU. Recently, the UGC vide letter No F-11/2012(CPP-I/PU) Dated 11 October 2023 has informed the requirement of NAAC certificates for 12B Registration of the UGC Act 1956.

f) **Information regarding Demand Notice by DGGI, Guwahati for GST Liability towards granting affiliation:**

Directorate General of Goods & Service Tax Intelligence (DGGI) provided the informations to ASTU that the Services of granting affiliation has the GST liability as per Serial No. 30 of the Notification No. 11/2017- Central Tax (Rate) dated 28/06/2017. This has been intimated vide letter No. DGGI/INV/GST/3672/2022-Gr A-O/o ADG-DGGI-2U-GUWAHATI, D/O: 20/12/2022.

Accordingly, Under Section 70 of Central Goods and Service Tax Act 2017, a summon was issued with reference No. CBIC-DIN 202303DEE30000914763/951 on 20.09.2023.

Subsequently, the office of DGGI, Guwahati intimated to clear Rs. 10,51,380/- (Rupees Ten Lakhs Fifty-One Thousand Three Hundred Eighty only) towards GST payable @ 18% on the collected amount of affiliation fees on the Taxable Value for Rs. 58,41,000/- (Rupees Fifty-Eight Lakhs Forty-One Thousand only) of total affiliation fees collected from 1st July, 2017 till 2022-23 vide letter No. DGGI/INV/GST/3671/2022-Gr A-O/o ADG-DGGI-ZU-GUWAHATI/25 dated 09.01.2024 with CBIC DIN-202401DEE30000273513.






The informations regarding above was placed in the 19th Finance Committee held on 27.11.2023 and the Hon'ble Committee Members has recommended to make GST payment from University own fund as per Resolution No. 19-FC-PART B/RS-15.

h) REPORTING OF INFRASTRUCTURE DEVELOPMENT AT ASTU CAMPUS

CAMPUS-I

IN 10 BIGHAS PLOT

Started Prior to the Financial Year 2018-19

Sl No	Financial Year	Particulars of the infrastructure	Amount	A view of infrastructure
1	2015-16	Administrative Block - I	347.00 Lakhs	
2	2016-17	ASTU Canteen	3.00 Lakhs	
3	2017-18	Assam type building for classrooms of in-campus courses	20.97 Lakhs	
4	2017-18	Central Research Hub (Under TEQIP)	29.91 Lakhs	 

Started from the Financial Year 2018-19

1. Academic Building & VC's Residence:

Construction of "Academic Building & VC's Residence" has been progressed. The construction of the building is done by Sri Kamal Singh Dugar. The status of the Utilization of fund and work in progress are as below: -

Sl. No	Total Administrative approval with ref. no. (Rs.)	Total Fund Received (Rs.)	Amount of the Bill submitted and ref. no. (Rs.)	Release amount of the Bill	Progressive Work in progress (%) against the bill
a)	7,68,95,250.00 (PMA(H)74/2017/29 dated 14/06/2017)	1,00,00,000.00 (2017-18)	84,42,484.00 (Bill No – 512/RA/I/GB-IV/2018-19 dated 27/3/2019 (Kamal Singh Dugar) (Contractor)	84,42,484.00	11% (1 st RA Bill)
b)		84,42,484.00 (2019-20)	34,53,249.00 (Bill No-1099/RA/II/GB-IV/2019-20 dated 27/09/2019 (Kamal Singh Dugar) (Contractor)	34,53,249.00	17% (2 nd RA Bill)
c)		2,00,00,000.00 (2020-21)	15,74,853.00 (Bill No-142/Consultancy/1/GB-IV/2019-20 dated 06/11/2019 (Design Team North-Eastern) (Consultant)	15,74,853.00	(Consultancy Bill)
d)		1,90,00,000.00 (2021-22)	75,46,444.00 (Bill No-02/RA/III/GB-IV/2020-21 dated 13/05/2020 (Kamal Singh Dugar) (Contractor)	75,46,444.00	27.87% (3 rd RA Bill)
e)		90,22,435.00 (Bill No-309/RA-IV/GBS-IV/2020-21 dated 03/02/2021 (Kamal Singh Dugar) (Contractor)	90,22,435.00	40.66% (4 th RA Bill)	
f)		33,78,562.00 (Bill No-RA-I/114/GESD dated 24/03/2021 (S. G. Enterprise) (Electrical Contractor)	33,78,562.00	(Electrical Contractor Bill) 73.95% (1 st RA Bill)	
g)		1,05,39,474.00 (Bill No-07/RA-V/GBS-IV/2021-22 dated 06/05/2021) (Kamal Singh Dugar) (Contractor)	1,05,39,474.00	55.72% (5 th RA Bill)	

h)			70,76,628.00 (Bill No:150/RA/VI/JTBS/2 021-22 dtd: 30/3/2022) (Kamal Singh Dugar) (Contractor)	70,76,628.00	65.84% (6 th RA Bill)
i)			11,89,653.00 (Bill No- RA/II/79/F/GESD dtd: 30/3/2022) (S. G. Enterprise) (Electrical Contractor)	11,89,653.00	(Electrical Contractor Bill) 100% (2 nd RA Bill)
j)			47,51,439.00 (Bill No: 259/RA- VII/GWTBSD/2022-23 dt 18/03/2023) (Kamal Singh Dugar) (Contractor)	47,51,439.00	73% (7 th RA Bill)
k)			4,67,263.00 (Bill No- 199/RF/II/GWTBD/2022 -23 dt 20/02/2023 (Design Team North- Eastern) (Consultant)	4,67,263.00	100% (Consultancy Bill)
Total	7,68,95,250.00	5,74,42,484.00	5,74,42,484.00	5,74,42,484.00	



A VIEW OF UNDER CONSTRUCTION OF ACADEMIC BUILDING and VC's RESIDENCE


2. Construction of Building under TNEIF:

“The Construction of Building for Infrastructure Augmentation Support of Infrastructure Development of Assam Science and Technology University (ASTU)” under TNEIF has been started by Competent Infrastructure and Consulting Pvt. Ltd., Guwahati. The construction has been reviewed from time to time by Project Management Review Committee (PMRC). The status of the availability of fund and the payment with work-in-progress are as below: -

Sl. No	Total Administrative approval with ref. no. (Rs.)	Total Fund Receives (Rs.)	Amount of the Bill submitted and ref. no. (Rs.)	Release amount of the Bill	Progressive Work in progress (%) against the bill
a)	7,00,00,000.00 (ATE. 11/2018/117 dated 19/12/2018)	2,00,00,000.00 (2018-19)	1,20,56,266.00 (1 st RA Bill) (CICON) (Contractor)	1,20,56,266.00	27.5% (1 st RA Bill)
b)		1,00,00,000.00 (2019-20)	59,98,779.00 (2 nd RA Bill) (CICON) (Contractor)	59,98,779.00	48% (2 nd RA Bill)
c)		9,50,000.00 (2022-23)	2,64,439.00 (1 st Consultancy Bill) (Architects Collaborative)	2,64,439.00	Consultancy Bill (Discussed in 13 th PMRC Meeting)
d)			50,000.00 (Advance) (Consultancy) (Dewan Haider Ali)	50,000.00 (Advance)	Consultancy Bill (Discussed in 13 th PMRC Meeting)
e)			1,67,839.00 (Consultancy) (Dewan Haider Ali)	1,67,839.00	Consultancy Bill
f)			11,800.00 (Steel Reinforcement testing) (CAEC-CON)	11,800.00	Steel Reinforcement testing
g)			20,532.00 (Topographical Survey & Drawing) (Adtech Engineers & Consultants)	20,532.00	Topographical Survey & Drawing
h)			27,89,263.00 (3 rd RA Bill) (CICON) (Contractor)	27,89,263.00	58% (3 rd RA Bill)
i)			45,81,255.00 (4 th RA Bill) (CICON) (Contractor)	45,81,255.00	58% (4 th RA Bill)
j)			14,67,884.00 (5 th RA Bill) (CICON) (Contractor)	14,67,884.00	58% (5 th RA Bill)

k)			13,99,831.00 (6 th RA Bill) (CICON) (Contractor)	13,99,831.00	58% (6 th RA Bill)
l)			13,72,525.00 (7 th RA Bill) (CICON) (Contractor)	13,72,525.00	58% (7 th RA Bill)
m)			53,78,380.00 (8 th RA Bill) (CICON) (Contractor)	53,78,380.00	82% (8 th RA Bill)
n)			66,42,917.00 (9 th RA Bill) (CICON) (Contractor)	66,42,917.00	95% (9 th RA Bill)
Total	7,00,00,000.00	3,09,50,000.00	4,22,01,710.00	4,22,01,710.00	

Rs.1,12,51,710/- paid from University Own Source



VIEW OF UNDER CONSTRUCTION OF GUEST HOUSE AND SEMINAR HALL



A VIEW OF CONSTRUCTION

EVALUATION HALL

EMERGENCY BLOCK

3. Renovation work from existing car parking shed to conference hall and Library:

Sl No	Original contract cost (Rs)	Total final payment (Rs.)	Revised contract cost	Reason for revised final estimate
1	14,55,000.00	15,79,783.00	15,79,783.00	Additional amount of Rs. 1,24,783.00 as submitted by University Engineering Department.



PRE-FABRICATED CONFERENCE HALL

Started in the Financial Year 2019-20

1. **Storage Facility:** The university is facing shortage of space for storage. Therefore, Hon'ble Vice Chancellor advised to procure a shipping container through open tendering process. The shipping container has been purchased considering the durability, mobility, cost effective and safer to store confidential material. The installation was made with a total expenditure of only Rs.3,80,760/-.



2. Installation of rooftop solar power plant at ASTU premises

a) Installation of 25 kWh Grid connected rooftop solar power plant at ASTU premises:

The University in association with “Assam Energy Development Agency (AEDA)” installed 25kWh Grid connected rooftop solar power plant at ASTU premises with an expenditure of Rs.14,94,250.00. The Solar Grid will be able to generate 31937 kWh annually with average financial benefit of Rs.2.44 Lakhs per year.




Started in the Financial Year 2020 onwards

1. Library facility upgradation: -


The library facility has been relocated at the Academic Building from the previous location at the Pre-Fabricated Conference Hall. The following books and journal are available in the university library at present. The proposal for procuring books & e-journals are in the pipeline for strengthen the ASTU library. **The University has received Rs. 4.00 Lakhs in Phase I under the title “Strengthening of Hindi Section in**

the Library of Assam Science & Technology University, Jalukbari, Guwahati under NEC scheme and the same has been utilized.

Sl. No	Name of the Scheme	Amount Sanctioned and the Reference	Amount Utilized
1.	Strengthening of Hindi Section in the Library of Assam Science & Technology University under NEC scheme	Rs 4,00,000/- (1 st Instalment) vide Sanction No: NEC/IPR/721/2020 dated 21/05/2021	Rs 4,12,077/-
N.B: An amount of Rs 12,077 has been earned as bank interest			
Presently, the strength of the library facility are as follows:			
1. Books: 1286 Nos			
2. Dissertation: 456 Nos.			
3. Thesis: 13 Nos.			
4. Newspaper: 5 Nos.			
5. Study table: 3 Nos.			
6. Chairs: 22 Nos.			
7. Almirah: 2 Nos			
8. Displaying Almirah: 3 Nos.			
9. Book rack: 3 Nos.			
10. Book showcase: 7 Nos.			
11. Newspaper/Periodical stand: 4 Nos.			
12. Printer: 1 No.			
13. Desktop: 3 Nos.			
14. Computer table: 2 Nos.			


3. Earth filling activities in the Campus of 10 Bighas Land of ASTU:

With Resolution FC15-18 (iv), the contour survey was made and the estimate has been determined to the tune of Rs. 56,28,246.00 (including taxes). The tender was floated in Duo Bid using assamtenders.gov.in. The fund has been proposed from University's Own sources.

	<p>Total Earth Filling Quantity = 13312.469 cum</p> <p>Total Cost = Rs 40,54,432.61</p>
---	---

4. Installation under AICTE – GAINER PROJECT

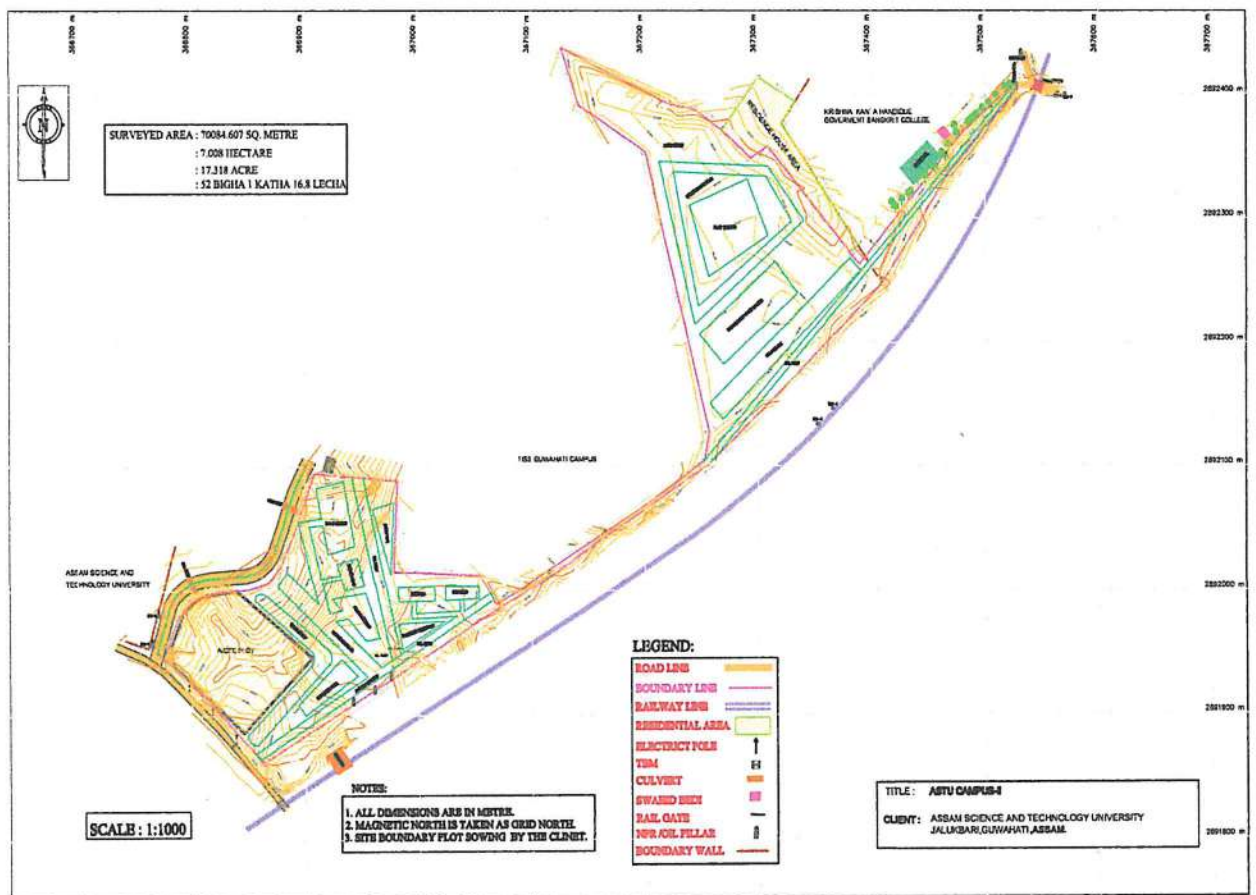
The University is received an amount of Rs. 22 lakhs (being 80% of Rs. 27,50,000) under AICTE – GAINER scheme towards i) Installation of 15 KWp (Minimum) Hybrid Solar PV Power Plant for Rs.20,00,000.00 ii) Water Treatment Plant for Rs.2,50,000.00 and iii) Internet (Lan) Set up = Rs.5,00,000. An amount of Rs. 22 lakhs (being 80% of Rs. 27,50,000). The amount is received under AICTE – GAINER (Grant for Augmenting Infrastructure of North Eastern Region). Remaining 20% will be released by the funding agency on submission of utilization and the utilization has been submitted.



CAMPUS-II

(36B-4K-10L) PLOT

The Principal Assam Engineering College is kind to allot a portion of land available to Assam Science and Technology University in Dag No. 151, Vill- Maj Jalukbari in between Sanskrit College, Jalukbari and Tata Institute of Social Science (as shown in map below) vide letter No. AEC/P&D/Land/401-404 dated 16/03/2019. The Govt. issued NOC vide letter No.ATE.221/2011/67 DATED 29/05/2019 and the revenue department is process the same for necessary allotment in favour of ASTU vide letter No.KRS.651/2019/1448-50/A dated 17/06/2019.





MAIN COMPONENTS OF CAMPUS-II (With Concept Paper of Rs. 140.00 Crore)

ZONE – I	ZONE-II
Approach Road	Playground
i) Entry	
ii) Exit	
iii) Corridor	
iv) Peripheral	
Boundary wall/ Boundary Fencing	Solar park
Gates	Environmental study centre
Site office	Artificial lake/ Rainwater harvesting
Water supply	Periphery plantation
Power station	Internal roads
Sewage Disposal system	Staff quarter
Normal levelling	
Masonry retaining	
Artificial lake	
Drainage system	
Culverts	
R & D blocks	
Administrative Block/ Placement Block	
Security Zone	
Students hostel blocks	
Faculty quarter	
Land scape	
External lighting	
Staff quarter	

i) MANPOWER STRENGTH OF THE UNIVERSITY

- a) Govt. has created and sanctioned 30 posts against a total of 74 Nos of posts proposed for this University in various cadres. The posts have been filled up in phased manner. The strength of manpower involvement in the University is shown in schedule “C” of pay scales of the staff.
- b) In addition to these posts, a few persons have been engaged for examination work and other day to day work on contractual basis. Security service has been outsourced.

- c) **Proposal for Technical Posts and Academic Posts: At Present there is No Academic/Faculty sanctioned posts. The University has 4 Nos Guest faculty and the expenditure is borne from the University own sources.**



(Debajyoti Goswami)
Finance (& Accounts) Officer

Finance & Accounts Officer
Assam Science And Technology University
Guwahati



(Nripen Das)
Registrar

Registrar
Assam Science and Technology University
Guwahati



(N.S Chaudhari)
Vice Chancellor

Vice Chancellor
Assam Science and Technology University
Guwahati

Particulars	Part-I: Revenue				Part -II: Capital			
	Actual 2021-2022	Estimates 2022-2023	Revised Estimates 2022-2023	Estimates 2023-2024	Actual 2021-2022	Estimates 2022-2023	Revised Estimates 2022-2023	Estimates 2023-2024
Total Receipt	87007552.22	74175573.00	88845150.00	107133304.00	31810946.00	144518327.00	143482200.00	388307981.00
Total Payment	70938800.98	63584148.00	75762204.00	87996444.00	39266912.22	183599706.00	176907263.65	436076380.02
Surplus (+)/Deficit(-)	16,068,751.24	10,591,425.00	13,082,946.00	19,136,860.00	-7,455,966.22	-39,081,379.00	-33,425,063.65	-47,768,399.02

Particulars	Part-III: Earmarked (Sp) Fund				Part -IV: Debts, Deposit & Advance			
	Actual 2021- 2022	Estimates 2022-2023	Revised Estimates 2022-2023	Estimates 2023-2024	Actual 2021-2022	Estimates 2022-2023	Revised Estimates 2022-2023	Estimates 2023-2024
Total Receipt	0.00	3075000.00	3990460.00	9135466.00	34199910.00	14878000.00	36431500.00	42697322.00
Total Payment	0.00	1675435.00	831042.50	9097443.00	31164884.00	29743650.00	57134303.00	40893280.00
Surplus (+)/Deficit(-)	0.00	1,399,565.00	3,159,417.50	38,023.00	3,035,026.00	-14,865,650.00	-20,702,803.00	1,804,042.00

SUMMARY OF PART-I (REVENUE)

SUMMARY OF RECEIPT(PART-I REVENUE)						
SL No	HEAD OF ACCOUNTS	HEAD NO	ACTUAL FOR 2021-2022 (In Rupees)	ESTIMATES FOR 2022-2023	REVISED ESTIMATES FOR 2022-2023	ESTIMATES FOR 2023-2024
	1	2	3	4	5	6
1	G.I.A FROM GOVERNMENT OF ASSAM	1.1				
2	2203-31	1.1.1	33948348.00	38381148.00	34379000.00	44836104.00
3	Anticipated Additional Grants towards revised Pay Scale under 7th Pay Commission	1.1.2	0.00	0.00	0.00	0.00
4	GIA from Science & Technology Dept.	1.1.3	0.00	0.00	0.00	0.00
5	UNIVERSITY OWN SOURCES	1.2				
6	INCOME FROM COMMON SERVICE	1.2.1	4115169.22	3158050.00	4174150.00	4549050.00
7	FEE FROM AFFILIATED COLLEGES OF ASTU	1.2.2	39320485.00	22420375.00	39431800.00	43344950.00
8	IN-CAMPUS RESEARCH PROGRAMME AT ASTU	1.2.3	870700.00	409900.00	631500.00	735000.00
9	ENERGY ENGINEERING SYSTEMS (M.TECH IN ENERGY ENGINEERING)	1.2.4	886000.00	799600.00	1216200.00	1361500.00
10	CENTRAL RESEARCH HUB (CRH)	1.2.5	0.00	0.00	2000.00	2200.00
11	COMBINED ENTRANCE EXAMINATION (CEE) & JMEE/JLEE EXAMINATION	1.2.6	7866850.00	9006500.00	9010500.00	12304500.00
12	PROPOSED POST GRADUATE IN-CAMPUS PROGRAM (AS PER E.C DECISION, 3(three) MORE DEPARTMENTS ARE TO BE INTRODUCED	1.2.7	0.00	0.00	0.00	0.00
13	TOTAL REVENUE FUND RECEIPTS		87,007,552.22	74,175,573.00	88,845,150.00	107,133,304.00

SUMMARY OF EXPENDITURE (PART-I REVENUE)

SL No	HEAD OF ACCOUNTS	HEAD NO	ACTUAL FOR 2021-2022 (In Rupees)	ESTIMATES FOR 2022-2023	REVISED ESTIMATES FOR 2022-2023	ESTIMATES FOR 2023-2024
	1	2	3	4	5	6
14	GENERAL ADMINISTRATION	1.1				
15	SALARIES-SANCTIONED POSTS	1.1.1	24979134.00	38381148.00	36062165.00	44836104.00
16	SALARIES/REMUNERATION FOR ACADEMIC DEPARTMENT	1.2				
17	IN-CAMPUS RESEARCH PROGRAM AT ASTU	1.2.1	594600.00	777000.00	170800.00	0.00
18	ENERGY ENGINEERING SYSTEMS (M.Tech IN ENERGY ENGINEERING)	1.2.2	1761813.00	2035000.00	2405500.00	2396700.00
19	PROPOSED POST GRADUATE IN-CAMPUS PROGRAM (AS PER E.C DECISION 3 MORE DEPTTS. ARE TO BE INTRODUCED)	1.2.3	0.00	0.00	0.00	0.00
20	CONTROLLER OF EXAMINATIONS (FOR CONDUCTION OF EXAMINATIONS)	1.3	16989500.98	6843000.00	18189900.00	20047600.00
21	CONTRIBUTION TO RETIREMENT BENEFIT FUND	1.4	17862247.00	4241000.00	8923289.00	9920880.00
22	PRE EXAMINATION TRAINING AND PLACEMENT	1.5	0.00	0.00	0.00	0.00
23	COMMON SERVICE EXPENSES	1.6	2147342.00	4181500.00	3166550.00	3349160.00
24	CEE, JMEE & JLEE EXPENDITURE	1.7	6604164.00	7125500.00	6844000.00	7446000.00
25	TOTAL REVENUE EXPENDITURE		70,938,800.98	63,584,148.00	75,762,204.00	87,996,444.00

SUMMARY OF PART-II (CAPITAL)

SUMMARY OF RECEIPT (PART-II CAPITAL)						
SL No	HEAD OF ACCOUNTS	HEAD NO	ACTUAL FOR 2021-2022 (In Rupees)	ESTIMATES FOR 2022-2023	REVISED ESTIMATES FOR 2022-2023	ESTIMATES FOR 2023-2024
1	2	3	4	5	6	7
1	GRANTS FROM GOVERNMENT OF ASSAM	2.1				
2	State Govt. (Regular) Plan Grant	2.1.1	19000000.00	19452766.00	19452766.00	0.00
3	Grant from Director of Higher Education, Govt. of Assam	2.1.2	0.00	0.00	0.00	0.00
4	TNEIF, Govt. of Assam	2.1.3	0.00	18449521.00	18449521.00	17499521.00
5	Curtin University Project , GoA	2.1.4	0.00	0.00	0.00	0.00
6	Anticipated from Govt. of Assam (Academic Block II)	2.1.5	0.00	0.00	0.00	0.00
7	GIA for International experience for ASTU academic and technical staff by Curtin University, Australia	2.1.6	0.00	0.00	0.00	0.00
8	Assam Science Technology and Environment Council (ASTECC)	2.1.7	0.00	0.00	0.00	0.00
9	Receipt from Govt. of India NLCPR Scheme	2.1.8	0.00	0.00	0.00	0.00
10	3425-G.I.A-CARST-PLASMA (SCIENCE AND TECHNOLOGY DEPTT., GOVT OF ASSAM)	2.1.9	800000.00	0.00	1520000.00	2880000.00
11	Misc. receipt (AISHE)/MP Quota	2.1.10	0.00	0.00	0.00	0.00
12	ASTU Campus II Fund Requirement for implementation schedule , physical work content in 52 Bighas of Land in Dag No.151 of Vill- Maj Jalukbari	2.1.11	0.00	62632814.00	62632814.00	323025988.00
13	OTHERS	2.1.12	0.00	31964899.00	27464899.00	25625146.00
14	CONSULTANCY SERVICES (CONDUCTION OF COMPETITIVE EXAMINATIONS) GIA FOR CONDUCTING RECRUITMENT EXAMINATION	2.2	2090000.00	1936327.00	1682800.00	1436126.00
15	DEPRECIATION FUND	2.3				
16	BLOCK I	2.3.1	3524573.00	4283400.00	4283400.00	3375000.00
17	BLOCK II	2.3.2	1996057.00	2387100.00	2387100.00	2515000.00
18	BLOCK III	2.3.3	1296240.00	2748900.00	2748900.00	1066200.00
19	MISCELLANEOUS RECEIPTS	2.4	3104076.00	662600.00	2860000.00	10885000.00
20	TOTAL CAPITAL FUND RECEIPTS		31,810,946.00	144,518,327.00	143,482,200.00	388,307,981.00

SUMMARY OF EXPENDITURE (PART-II CAPITAL)

SL No	HEAD OF ACCOUNTS	HEAD NO	ACTUAL FOR 2021-2022 (In Rupees)	ESTIMATES FOR 2022-2023	REVISED ESTIMATES FOR 2022-2023	ESTIMATES FOR 2023-2024
	1	2	3	4	5	6
21	CONSTRUCTION WORKS	2.1.1.1	21399175	35395104	33405697	33069595
22	FURNITURE	2.1.1.2	854668	3341140	2238980	2340382
23	OFFICE EQUIPMENT	2.1.1.3	671975	4719500	4306088	4407650
24	MINOR LABORATORY EQUIPMENT/PhD Class	2.1.1.4	977576	6580000	7295587	7346124
25	BOOKS AND JOURNALS	2.1.1.5	32715	29000	68500	82000
26	OFFICE VEHICLE	2.1.1.6	401334	2653300	2185510	2276674
27	COMPUTER & EDP EQUIPMENT'S	2.1.1.7	938140	20277500	17941099	18548160
28	AIR CONDITION & ACCESSORIES	2.1.1.8	223180	931100	864011	949235
29	DEVELOPMENT OF ASTU CAMPUS II	2.1.1.9	0	4243298	4243298	800000
30	SECTOR- 1 (INSTITUTIONAL AREA)	2.1.1.9.9	0	27689543	27689543.65	191881824.69
31	SECTOR- 2 (RESIDENTIAL AREA)	2.1.1.9.10	0	34143271	34143271	130309169.33
32	SEMINAR HALL & GUEST HOUSE BLOCK	2.1.1.10	0	4779000	4550000	4763000
33	CENTRAL EVALUATION BLOCK	2.1.1.11	0	4512000	4300000	4411000
34	EMERGENCY BLOCK	2.1.1.12	0	1036000	945000	1013000
35	CENTRAL LIBRARY SYSTEM	2.1.1.13	40119	2495000	2464190	2531514
36	ENGINEERING DEPARTMENT	2.1.1.14	0	530000	500000	525000
37	CONSTRUCTION OF PLASMA PYROLYSIS PLANT	2.1.1.15	148168	0	0	0
38	Solar Power Plant	2.1.1.16	334024	728000	200414	120249
39	COMMON SERVICE	2.1.2.1.1	3718666	5967100	7085000	8327800
40	EXPENDITURE UNDER CONSULTANCY SERVICES (CONDUCTION OF COMPETITIVE EXAMINATIONS) GIA FOR CONDUCTING RECRUITMENT EXAMINATION	2.1.2.2	2521285.22	4400000	82000	514500
41	TRAVELLING ALLOWANCE	2.1.2.3	0	558000	553000	574000
42	ELECTRIC SUPPLY SERVICE	2.1.2.4	1398023	1745900	799325	823973
43	WATER SUPPLY SERVICE	2.1.2.5	0	420000	420000	432500
44	EXAMINATION SOFTWARE SYSTEM SERVICE	2.1.2.6	0	536000	472000	506000
45	PRINTING AND STATIONERY	2.1.2.7	167319	64000	62500	75000
46	RESEARCH PROGRAM	2.1.2.8	108000	1333700	1426500	1500500
47	ENERGY ENGINEERING SYSTEMS (M.Tech in ENERGY ENGINEERING)	2.1.2.9	0	1865000	1696000	1794700
48	PROPOSED POST GRADUATE IN-CAMPUS PROGRAM (AS PER E.C DECISION 3 MORE DEPTTS. ARE TO BE INTRODUCED)	2.1.2.10	0	902800	843000	784000
49	OTHER ACADEMIC AND ADMINISTRATIVE EXPENSES	2.1.2.11	928825	2120900	7437200	6372100

50	COLLABORATION FOR PROJECT COST CURTIN UNIVERSITY (Govt. of Assam Letter No.: PMA(H) 66/2014/20 dated: 23rd July'2014) [Agreement executed on 11th December,2014] {Quotation No.:CON-SE-FOE-SH-53416-1 dated: 11/12/2014}	2.1.2.12	898247	160000	160000	0
51	MISCELLANEOUS	2.1.2.13	3505473	1915550	1535050	1756730
52	SEMINAR HALL & GUEST HOUSE BLOCK	2.1.2.14	0	753000	585000	622000
53	CENTRAL EVALUATION BLOCK	2.1.2.15	0	1010500	716000	776000
54	EMERGENCY BLOCK	2.1.2.16	0	354500	283500	307000
55	RESEARCH REFERENCE LIBRARY	2.1.2.17	0	5410000	5410000	5535000
56	TOTAL CAPITAL EXPENDITURE		39,266,912.22	183,599,706.00	176,907,263.65	436,076,380.02

ABSTRACT
PART-I REVENUE BUDGET
(TO BE SUBMITTED TO THE GOVT. OF ASSAM UNDER ESTABLISHMENT HEAD OF ACCOUNTS)

SL Ref No	HEAD OF ACCOUNTS	ACTUAL FOR 2021-2022 (In Rupees)	ESTIMATES FOR 2022-2023	REVISED ESTIMATES FOR 2022-2023	ESTIMATES FOR 2023-2024
	1	3	4	5	6
13	RECEIPTS	87007552.22	74175573.00	88845150.00	107133304.00
25	EXPENDITURE	70938800.98	63584148.00	75762204.00	87996444.00
13-25	DEFICIT/ SURPLUS	16,068,751.24	10,591,425.00	13,082,946.00	19,136,860.00

PART-I:: REVENUE BUDGET

REVISED ESTIMATES FOR 2022-2023 & ESTIMATES FOR 2023-2024

SUMMARY OF RECEIPT(PART-I REVENUE)						
SL No	HEAD OF ACCOUNTS	HEAD NO	ACTUAL FOR 2021-2022 (In Rupees)	ESTIMATES FOR 2022-2023	REVISED ESTIMATES FOR 2022-2023	ESTIMATES FOR 2023-2024
	1	2	3	4	5	6
1	G.I.A FROM GOVERNMENT OF ASSAM	1.1				
2	2203-31	1.1.1	33948348.00	38381148.00	34379000.00	44836104.00
3	Anticipated Additional Grants towards revised Pay Scale under 7th Pay Commission	1.1.2	0.00	0.00	0.00	0.00
4	GIA from Science & Technology Dept.	1.1.3	0.00	0.00	0.00	0.00
5	UNIVERSITY OWN SOURCES	1.2				
6	INCOME FROM COMMON SERVICE	1.2.1	4115169.22	3158050.00	4174150.00	4549050.00
7	FEE FROM AFFILIATED COLLEGES OF ASTU	1.2.2	39320485.00	22420375.00	39431800.00	43344950.00
8	IN-CAMPUS RESEARCH PROGRAMME AT ASTU	1.2.3	870700.00	409900.00	631500.00	735000.00
9	ENERGY ENGINEERING SYSTEMS (M.TECH IN ENERGY ENGINEERING)	1.2.4	886000.00	799600.00	1216200.00	1361500.00
10	CENTRAL RESEARCH HUB (CRH)	1.2.5	0.00	0.00	2000.00	2200.00
11	COMBINED ENTRANCE EXAMINATION (CEE) & JMEE/JLEE EXAMINATION	1.2.6	7866850.00	9006500.00	9010500.00	12304500.00
12	PROPOSED POST GRADUATE IN-CAMPUS PROGRAM (AS PER E.C DECISION, 3(three) MORE DEPARTMENTS ARE TO BE INTRODUCED	1.2.7	0.00	0.00	0.00	0.00
13	TOTAL REVENUE FUND RECEIPTS		87,007,552.22	74,175,573.00	88,845,150.00	107,133,304.00

PART-I:: REVENUE BUDGET

REVISED ESTIMATES FOR 2022-2023 & ESTIMATES FOR 2023-2024

SUMMARY OF EXPENDITURE (PART-I REVENUE)						
SL No	HEAD OF ACCOUNTS	HEAD NO	ACTUAL FOR 2021-2022 (In Rupees)	ESTIMATES FOR 2022-2023	REVISED ESTIMATES FOR 2022-2023	ESTIMATES FOR 2023-2024
	1	2	3	4	5	6
14	GENERAL ADMINISTRATION	1.1				
15	SALARIES-SANCTIONED POSTS	1.1.1	24979134.00	38381148.00	36062165.00	44836104.00
16	SALARIES/REMUNERATION FOR ACADEMIC DEPARTMENT	1.2				
17	IN-CAMPUS RESEARCH PROGRAM AT ASTU	1.2.1	594600.00	777000.00	170800.00	0.00
18	ENERGY ENGINEERING SYSTEMS (M.Tech IN ENERGY ENGINEERING)	1.2.2	1761813.00	2035000.00	2405500.00	2396700.00
19	PROPOSED POST GRADUATE IN-CAMPUS PROGRAM (AS PER E.C DECISION 3 MORE DEPTTS. ARE TO BE INTRODUCED)	1.2.3	0.00	0.00	0.00	0.00
20	CONTROLLER OF EXAMINATIONS (FOR CONDUCTION OF EXAMINATIONS)	1.3	16989500.98	6843000.00	18189900.00	20047600.00
21	CONTRIBUTION TO RETIREMENT BENEFIT FUND	1.4	17862247.00	4241000.00	8923289.00	9920880.00
22	PRE EXAMINATION TRAINING AND PLACEMENT	1.5	0.00	0.00	0.00	0.00
23	COMMON SERVICE EXPENSES	1.6	2147342.00	4181500.00	3166550.00	3349160.00
24	CEE, JMEE & JLEE EXPENDITURE	1.7	6604164.00	7125500.00	6844000.00	7446000.00
25	TOTAL REVENUE EXPENDITURE		70,938,800.98	63,584,148.00	75,762,204.00	87,996,444.00

FINANCIAL ESTIMATES FOR THE YEAR 2023-2024
PART-I REVENUE BUDGET
Detail of Receipt

I. G.I.A FROM GOVERNMENT OF ASSAM

SL No	HEAD OF ACCOUNTS	HEAD No	ACTUAL FOR 2021-2022 (In Rupees)	ESTIMATES FOR 2022-2023	REVISED ESTIMATES FOR 2022-2023	ESTIMATES FOR 2023-2024
	1	2	3	4	5	6
1	G.I.A RECURRING -SALARY	1.1.1.1	33948348.00	38381148.00	34379000.00	44836104.00
2	G.I.A- RECURRING -SUPPLEMENTARY DEMAND	1.1.1.2	0.00	0.00	0.00	0.00
3	G.I.-UGC-SALARY-ARREARS-REVISED PAY SCALE	1.1.1.3	0.00	0.00	0.00	0.00
4	Anticipated Additional Grants towards revised Pay Scale under 7th Pay Commission	1.1.2	0.00	0.00	0.00	0.00
5	TOTAL OF G.I.A FROM GOVERNMENT OF ASSAM		33,948,348.00	38,381,148.00	34,379,000.00	44,836,104.00

II. UNIVERSITY OWN SOURCES

A. INCOME FROM COMMON SERVICE

SL No	HEAD OF ACCOUNTS	HEAD No	ACTUAL FOR 2021-2022 (In Rupees)	ESTIMATES FOR 2022-2023	REVISED ESTIMATES FOR 2022-2023	ESTIMATES FOR 2023-2024
	1	2	3	4	5	6
6	RTI Fees including photocopy cost to the applicant	1.2.1.1	845.00	150.00	8150.00	9000.00
7	Application Fee for permission to start a college/institution	1.2.1.2	300000.00	630000.00	460000.00	500000.00
8	Affiliation Fees	1.2.1.3	480000.00	188500.00	120000.00	132000.00
9	Interest received (General A/c No: 32099621663)	1.2.1.4	0.00	0.00	0.00	0.00
10	Interest received (Examination A/c No: 33768271543)	1.2.1.5	164252.00	74000.00	225000.00	236000.00
11	Interest received (NPS A/c No: 34366963054)	1.2.1.6	10514.00	10500.00	8000.00	8500.00
12	Interest received (RBF A/c No: 36048378538)	1.2.1.7	12304.00	10400.00	24000.00	25000.00
13	Interest received (PFMS A/c No:36462701811)	1.2.1.8	0.00	82850.00	90000.00	94500.00
14	Interest from TDR	1.2.1.9	0.00	0.00	0.00	0.00
15	Interest accrued	1.2.1.10	0.00	0.00	0.00	0.00
16	Convocation Fees (Registration)	1.2.1.11	0.00	0.00	0.00	0.00
17	Sale of Old Papers and Question Papers	1.2.1.12	0.00	0.00	0.00	0.00
18	Sale of tender (non refundable)/Fees received from empanelled firm (non-refundable)	1.2.1.13	0.00	0.00	0.00	0.00
19	Sale of scrap value	1.2.1.14	0.00	75600.00	0.00	0.00
20	Sale of Unserviceable stock	1.2.1.15	0.00	0.00	0.00	0.00
21	Misc. Receipt	1.2.1.16	20920.00	5800.00	25000.00	27500.00
22	Application Fee for recruitment	1.2.1.17	7500.00	81000.00	0.00	100000.00

23	Bank Interest (CEE A/c)	1.2.1.18	60552.00	34650.00	125000.00	131250.00
24	Interest on Investment (Exam)	1.2.1.19	1534663.00	10200.00	2250000.00	2362500.00
25	Prior Period Adjustment	1.2.1.20	0.00	1160000.00	0.00	0.00
26	Earnest money received (refundable) from empanelled firm	1.2.1.21	0.00	0.00	0.00	0.00
27	Affiliation Fee (renewal)	1.2.1.22	1164000.00	309200.00	500000.00	550000.00
28	Solar Energy Generation	1.2.1.23	0.00	0.00	0.00	0.00
29	Application fee for Tender	1.2.1.24	49000.00	38500.00	151000.00	166000.00
30	Interest on Load Security	1.2.1.25	6562.22	9350.00	35000.00	38500.00
31	Application for Affiliation	1.2.1.26	165000.00	207350.00	88000.00	96800.00
32	Donation/ Endowment Fund	1.2.1.27	0.00	230000.00	0.00	0.00
33	Misc. Income	1.2.1.28	139057.00	0.00	65000.00	71500.00
34	TOTAL OF II A		4,115,169.22	3,158,050.00	4,174,150.00	4,549,050.00

B. FEE FROM AFFILIATED COLLEGES OF ASTU

SL No	HEAD OF ACCOUNTS	HEAD No	ACTUAL FOR 2021-2022 (In Rupees)	ESTIMATES FOR 2022-2023	REVISED ESTIMATES FOR 2022-2023	ESTIMATES FOR 2023-2024
	1	2	3	4	5	6
35	Enrolment Fee	1.2.2.1	2065100.00	1119700.00	2050000.00	2255000.00
36	Examination Fee	1.2.2.2	28488500.00	15974000.00	27000000.00	29700000.00
37	Form Fees	1.2.2.3	494500.00	143000.00	380000.00	415000.00
38	Misc. Fees & Fine received	1.2.2.4	0.00	94500.00	2000.00	2500.00
39	Re-Evaluation Fees	1.2.2.5	622060.00	1070000.00	950000.00	1045000.00
40	Registration fee	1.2.2.6	4738850.00	1456000.00	4182000.00	4600000.00
41	Sundry Receipts	1.2.2.7	0.00	0.00	0.00	0.00
42	Duplicate Registration Fees	1.2.2.8	112475.00	152800.00	70000.00	77000.00
43	Duplicate Grade Card	1.2.2.9	14000.00	13300.00	23000.00	25000.00
44	Duplicate Admit Card	1.2.2.10	0.00	300.00	300.00	450.00
45	Back Paper Examination fees	1.2.2.11	0.00	0.00	0.00	0.00
46	Extension of Affiliation	1.2.2.12	0.00	0.00	0.00	0.00
47	Entrance Test fee	1.2.2.13	0.00	0.00	0.00	0.00
48	Transfer fee	1.2.2.14	0.00	0.00	0.00	0.00
49	Late fine	1.2.2.15	240200.00	21500.00	425000.00	467500.00
50	Mid Term Exam fees	1.2.2.16	5800.00	11000.00	0.00	8000.00
51	7th Semester Special Examination Fees	1.2.2.17	0.00	0.00	0.00	0.00
52	Mid Term Fees (1st Semester Special)	1.2.2.18	0.00	0.00	0.00	0.00
53	Migration Certificate fee	1.2.2.19	560000.00	392000.00	750000.00	788000.00

54	Onsite Verification & MIS	1.2.2.20	30000.00	192500.00	55000.00	61000.00
55	Processing Fees	1.2.2.21	22000.00	333000.00	45000.00	50000.00
56	Provisional Certificate	1.2.2.22	1798500.00	1349000.00	2350000.00	2585000.00
57	Non Collegiate fees	1.2.2.23	0.00	0.00	650000.00	715000.00
58	Educational verification fees	1.2.2.24	0.00	600.00	13500.00	15000.00
59	Original Certificate fee	1.2.2.25	86000.00	86700.00	425000.00	468000.00
60	Grade Card fee	1.2.2.26	0.00	550.00	3000.00	3300.00
61	Name Correction Fees	1.2.2.27	34000.00	7500.00	30000.00	33000.00
62	OMR Sheet Fee	1.2.2.28	300.00	525.00	2000.00	2200.00
63	Branch Change Fees	1.2.2.29	6000.00	1900.00	26000.00	29000.00
64	Other Receipts (Minimum Intake Fees Institute)	1.2.2.30	2200.00	0.00	0.00	0.00
65	TOTAL OF II B		39,320,485.00	22,420,375.00	39,431,800.00	43,344,950.00

C. IN-CAMPUS RESEARCH PROGRAMME AT ASTU

SL No	HEAD OF ACCOUNTS	HEAD No	ACTUAL FOR 2021-2022 (In Rupees)	ESTIMATES FOR 2022-2023	REVISED ESTIMATES FOR 2022-2023	ESTIMATES FOR 2023-2024
	1	2	3	4	5	6
66	Student Registration Fee for Research work PhD	1.2.3.1	88000.00	210000.00	25000.00	28000.00
67	Student Application Fee for PhD	1.2.3.2	0.00	3500.00	10500.00	12600.00
68	Enrolment Fees for PhD	1.2.3.3	0.00	0.00	27000.00	32000.00
69	Registration Form fee	1.2.3.4	60000.00	0.00	75000.00	83000.00
70	Migration fees	1.2.3.5	0.00	0.00	0.00	0.00
71	Registration fees (Duplicate)	1.2.3.6	0.00	0.00	0.00	0.00
72	Grade Card fee (Original/Duplicate)	1.2.3.7	0.00	0.00	0.00	0.00
73	Admit Card (Original/Duplicate)	1.2.3.8	0.00	0.00	0.00	0.00
74	Department Recognition (PhD)	1.2.3.9	0.00	0.00	0.00	0.00
75	Application Fee	1.2.3.10	513000.00	0.00	0.00	0.00
76	Examination Fee for PhD	1.2.3.11	0.00	6100.00	0.00	8000.00
77	Thesis submission Fee	1.2.3.12	7000.00	13200.00	0.00	10500.00
78	Semester Fee	1.2.3.13	103500.00	56000.00	185000.00	220000.00
79	Registration of Guide	1.2.3.14	14000.00	0.00	10000.00	12000.00
80	Extension of PhD	1.2.3.15	0.00	0.00	0.00	0.00
81	Internet/Library fee	1.2.3.16	0.00	0.00	0.00	0.00
82	Delay Fee	1.2.3.17	0.00	0.00	0.00	0.00
83	Practical/Laboratory fee	1.2.3.18	0.00	0.00	0.00	0.00
84	Convocation fees	1.2.3.19	0.00	0.00	0.00	0.00

85	Center fee	1.2.3.20	0.00	0.00	0.00	0.00
86	Selling of Prospectus	1.2.3.21	0.00	0.00	0.00	0.00
87	Admission fees	1.2.3.22	0.00	51500.00	55000.00	60500.00
88	I-card fee	1.2.3.23	0.00	0.00	0.00	0.00
89	Course fee	1.2.3.24	0.00	0.00	0.00	0.00
90	Campus Development fee	1.2.3.25	0.00	0.00	0.00	0.00
91	Re-Evaluation fee	1.2.3.26	0.00	0.00	10000.00	11000.00
92	Transcript Fees	1.2.3.27	54000.00	37600.00	88000.00	97000.00
93	PhD Annual fees	1.2.3.28	0.00	0.00	0.00	0.00
94	PhD Viva Voce	1.2.3.29	11000.00	32000.00	16000.00	17000.00
95	Admission Fees for ADF	1.2.3.30	20200.00	0.00	106000.00	117000.00
96	Semester Fee for ADF	1.2.3.31	0.00	0.00	24000.00	26400.00
97	TOTAL OF II C		870,700.00	409,900.00	631,500.00	735,000.00

D. ENERGY ENGINEERING SYSTEMS (M.TECH IN ENERGY ENGINEERING)

SL No	HEAD OF ACCOUNTS	HEAD No	ACTUAL FOR 2021-2022 (In Rupees)	ESTIMATES FOR 2022-2023	REVISED ESTIMATES FOR 2022-2023	ESTIMATES FOR 2023-2024
	1	2	3	4	5	6
98	Sale of Prospectus	1.2.4.1	0.00	0.00	0.00	0.00
99	Registration fees	1.2.4.2	1000.00	6100.00	0.00	5000.00
100	Enrolment fees	1.2.4.3	0.00	800.00	1200.00	1500.00
101	Course fee	1.2.4.4	0.00	0.00	0.00	0.00
102	Identity Card fee	1.2.4.5	0.00	0.00	0.00	0.00
103	Internet / Library fee (non refundable)	1.2.4.6	0.00	0.00	0.00	0.00
104	Seminar Fees (NCRAS)	1.2.4.7	0.00	0.00	0.00	0.00
105	Workshop Fees/ Laboratory Fees	1.2.4.8	0.00	0.00	0.00	0.00
106	Admission Fee	1.2.4.9	491400.00	721000.00	270000.00	297000.00
107	Campus Development Fees (one time)	1.2.4.10	0.00	0.00	0.00	0.00
108	Application Fee	1.2.4.11	0.00	0.00	0.00	0.00
109	Late Fine	1.2.4.12	0.00	0.00	0.00	0.00
110	Mid Term fee	1.2.4.13	0.00	0.00	0.00	0.00
111	Examination Fee	1.2.4.14	67800.00	3500.00	30000.00	33000.00
112	Semester Fees	1.2.4.15	325800.00	68200.00	915000.00	1025000.00
113	TOTAL OF II D		886,000.00	799,600.00	1,216,200.00	1,361,500.00

E. CENTRAL RESEARCH HUB (CRH)

SL No	HEAD OF ACCOUNTS	HEAD No	ACTUAL FOR 2021-2022 (In Rupees)	ESTIMATES FOR 2022-2023	REVISED ESTIMATES FOR 2022-2023	ESTIMATES FOR 2023-2024
	1	2	3	4	5	6
114	Short term course fee	1.2.5.1	0.00	0.00	0.00	0.00
115	Training Event	1.2.5.2	0.00	0.00	0.00	0.00
116	Collaboration Work	1.2.5.3	0.00	0.00	0.00	0.00
117	Registration Fees (ICRAE/NCRASST)	1.2.5.4	0.00	0.00	0.00	0.00
118	Laboratory Fees (CRH)	1.2.5.5	0.00	0.00	2000.00	2200.00
119	TOTAL OF II E		0.00	0.00	2,000.00	2,200.00

F. COMBINED ENTRANCE EXAMINATION (CEE) & JMEE/JLEE EXAMINATION

SL No	HEAD OF ACCOUNTS	HEAD No	ACTUAL FOR 2021-2022 (In Rupees)	ESTIMATES FOR 2022-2023	REVISED ESTIMATES FOR 2022-2023	ESTIMATES FOR 2023-2024
	1	2	3	4	5	6
120	Application fee CEE	1.2.6.1	5802750.00	6800000.00	6800000.00	8800000.00
121	Application fee JMEE/JLEE	1.2.6.2	2047000.00	2200000.00	2200000.00	3500000.00
122	CEE Misc. Fees Received	1.2.6.3	0.00	6500.00	6500.00	0.00
123	Provisional Answer Key Challenge Fees	1.2.6.4	17100.00	0.00	4000.00	4500.00
124	TOTAL OF II F		7,866,850.00	9,006,500.00	9,010,500.00	12,304,500.00

G. PROPOSED POST GRADUATE IN-CAMPUS PROGRAM (AS PER E.C DECISION, 3(three) MORE DEPARTMENTS ARE TO BE INTRODUCED

SL No	HEAD OF ACCOUNTS	HEAD No	ACTUAL FOR 2021-2022 (In Rupees)	ESTIMATES FOR 2022-2023	REVISED ESTIMATES FOR 2022-2023	ESTIMATES FOR 2023-2024
	1	2	3	4	5	6
125	SALE OF PROSPECTUS	1.2.7.1	0.00	0.00	0.00	0.00
126	REGISTRATION FEES	1.2.7.2	0.00	0.00	0.00	0.00
127	ENROLMENT FEES	1.2.7.3	0.00	0.00	0.00	0.00
128	COURSE FEE	1.2.7.4	0.00	0.00	0.00	0.00
129	IDENTITY CARD FEE	1.2.7.5	0.00	0.00	0.00	0.00
130	INTERNET/LIBRARY FEE (NON REFUNDABLE)	1.2.7.6	0.00	0.00	0.00	0.00
131	SEMINAR FEES	1.2.7.7	0.00	0.00	0.00	0.00
132	WORKSHOP FEES/ LABORATORY FEES	1.2.7.8	0.00	0.00	0.00	0.00
133	ADMISSION FEE	1.2.7.9	0.00	0.00	0.00	0.00
134	CAMPUS DEVELOPMENT FEES (ONE TIME)	1.2.7.10	0.00	0.00	0.00	0.00

135	TOTAL OF II G		0.00	0.00	0.00	0.00
-----	---------------	--	------	------	------	------

Total University Own Sources

SL No	HEAD OF ACCOUNTS	HEAD No	ACTUAL FOR 2021-2022 (In Rupees)	ESTIMATES FOR 2022-2023	REVISED ESTIMATES FOR 2022-2023	ESTIMATES FOR 2023-2024
	1	2	3	4	5	6
136	INCOME FROM COMMON SERVICE	1.2.1	4115169.22	3158050.00	4174150.00	4549050.00
137	FEE FROM AFFILIATED COLLEGES OF ASTU	1.2.2	39320485.00	22420375.00	39431800.00	43344950.00
138	IN-CAMPUS RESEARCH PROGRAMME AT ASTU	1.2.3	870700.00	409900.00	631500.00	735000.00
139	ENERGY ENGINEERING SYSTEMS (M.TECH IN ENERGY ENGINEERING)	1.2.4	886000.00	799600.00	1216200.00	1361500.00
140	CENTRAL RESEARCH HUB (CRH)	1.2.5	0.00	0.00	2000.00	2200.00
141	COMBINED ENTRANCE EXAMINATION (CEE) & JMEE/JLEE EXAMINATION	1.2.6	7866850.00	9006500.00	9010500.00	12304500.00
142	PROPOSED POST GRADUATE IN-CAMPUS PROGRAM (AS PER E.C DECISION, 3(three) MORE DEPARTMENTS ARE TO BE INTRODUCED	1.2.7	0.00	0.00	0.00	0.00
143	Total II (A+B+C+D+E+F+G)		53,059,204.22	35,794,425.00	54,466,150.00	62,297,200.00
144	Total of G.I.A FROM GOVERNMENT OF ASSAM		33,948,348.00	38,381,148.00	34,379,000.00	44,836,104.00
145	Govt. of India (UGC)		0.00	0.00	0.00	0.00
146	GRAND TOTAL RECEIPTS(Revenue)		87,007,552.22	74,175,573.00	88,845,150.00	107,133,304.00

PART-II REVENUE BUDGET
Detail of Expenditure

A. GENERAL ADMINISTRATION

I. SALARIES-SANCTIONED POSTS

SL No	HEAD OF ACCOUNTS	HEAD NO	ACTUAL FOR 2021-2022 (In Rupees)	ESTIMATES FOR 2022-2023	REVISED ESTIMATES FOR 2022-2023	ESTIMATES FOR 2023-2024
	1	2	3	4	5	6
1	Vice Chancellor office	1.1.1.1	3630281.00	8067305.00	7869000.00	8937010.00
2	Provision for arrear D.A	1.1.1.2	0.00	0.00	0.00	0.00
3	Annual increment	1.1.1.3	0.00	0.00	0.00	0.00
4	Office of the Registrar	1.1.1.4	4551261.00	5688570.00	5469000.00	6137802.00
5	Office of the Academic Registrar	1.1.1.5	4927263.00	5310636.00	6164500.00	5727979.00
6	Office of the Controller of Examinations	1.1.1.6	3733141.00	7667189.00	7816600.00	8805566.00
7	Office of Finance and Accounts	1.1.1.7	3268611.00	4387422.00	3977000.00	5433863.00
8	Office of Engineering Division	1.1.1.8	0.00	0.00	0.00	0.00
9	Administrative office	1.1.1.9	1581975.00	1396064.00	1976000.00	1505498.00
10	Library	1.1.1.10	0.00	0.00	0.00	0.00
11	Outsourcing	1.1.1.11	3286602.00	5863962.00	2709300.00	8288386.00
12	Retirement Benefit (Pension Contribution & Leave Salary)	1.1.1.12	0.00	0.00	0.00	0.00
13	Provision for pay revision towards 7th Pay Commission of Govt. of Assam	1.1.1.13	0.00	0.00	0.00	0.00
14	NPS arrear	1.1.1.14	0.00	0.00	80765.00	0.00
15	TOTAL OF SALARIES-SANCTIONED POSTS		24,979,134.00	38,381,148.00	36,062,165.00	44,836,104.00

B. SALARIES/REMUNERATION FOR ACADEMIC DEPARTMENT

I. IN-CAMPUS RESEARCH PROGRAM AT ASTU

SL No	HEAD OF ACCOUNTS	HEAD NO	ACTUAL FOR 2021-2022 (In Rupees)	ESTIMATES FOR 2022-2023	REVISED ESTIMATES FOR 2022-2023	ESTIMATES FOR 2023-2024
	1	2	3	4	5	6
16	Academic staff	1.2.1.1	0.00	0.00	0.00	0.00
17	Supporting staff	1.2.1.2	0.00	0.00	0.00	0.00
18	Guest faculty	1.2.1.3	0.00	0.00	0.00	0.00
19	Project work and Seminar	1.2.1.4	0.00	0.00	0.00	0.00
20	Honorarium/Remuneration for Visiting fellow	1.2.1.5	0.00	0.00	0.00	0.00
21	Remuneration to Scholar's/PDFs	1.2.1.6	582000.00	777000.00	0.00	0.00
22	Remuneration to Scientific Associates	1.2.1.7	12600.00	0.00	170800.00	0.00
23	TOTAL OF IN-CAMPUS RESEARCH PROGRAM AT ASTU		594,600.00	777,000.00	170,800.00	0.00

II. ENERGY ENGINEERING SYSTEMS (M.Tech IN ENERGY ENGINEERING)

SL No	HEAD OF ACCOUNTS	HEAD NO	ACTUAL FOR 2021-2022 (In Rupees)	ESTIMATES FOR 2022-2023	REVISED ESTIMATES FOR 2022-2023	ESTIMATES FOR 2023-2024
	1	2	3	4	5	6
24	Teaching staff	1.2.2.1	0.00	0.00	0.00	0.00
25	Supporting staff	1.2.2.2	0.00	0.00	0.00	0.00
26	Guest faculty	1.2.2.3	1756700.00	1870000.00	2400000.00	2390000.00
27	Workshop fees/Laboratory fees	1.2.2.4	0.00	0.00	1300.00	1600.00
28	Project work and Seminar	1.2.2.5	0.00	0.00	2000.00	2500.00
29	Remuneration to M.Tech Invigilator	1.2.2.6	2297.00	0.00	2200.00	2600.00
30	Honorarium/Remuneration for Visiting fellow	1.2.2.7	2816.00	0.00	0.00	0.00
31	Student & Cultural meet	1.2.2.8	0.00	0.00	0.00	0.00
32	Student Annual Function	1.2.2.9	0.00	0.00	0.00	0.00
33	NCRASST expenditure	1.2.2.10	0.00	0.00	0.00	0.00
34	Scholarship	1.2.2.11	0.00	165000.00	0.00	0.00
35	TOTAL OF ENERGY ENGINEERING SYSTEMS (M.Tech IN ENERGY ENGINEERING)		1,761,813.00	2,035,000.00	2,405,500.00	2,396,700.00

III. PROPOSED POST GRADUATE IN-CAMPUS PROGRAM (AS PER E.C DECISION 3 MORE DEPTTS. ARE TO BE INTRODUCED)

SL No	HEAD OF ACCOUNTS	HEAD NO	ACTUAL FOR 2021-2022 (In Rupees)	ESTIMATES FOR 2022-2023	REVISED ESTIMATES FOR 2022-2023	ESTIMATES FOR 2023-2024
	1	2	3	4	5	6
36	Academic	1.2.3.1	0.00	0.00	0.00	0.00
37	Supporting staff	1.2.3.2	0.00	0.00	0.00	0.00
38	Guest faculty	1.2.3.3	0.00	0.00	0.00	0.00
39	Project work and Seminar	1.2.3.4	0.00	0.00	0.00	0.00
40	Honorarium/Remuneration for Visiting fellow	1.2.3.5	0.00	0.00	0.00	0.00
41	Scholarship	1.2.3.6	0.00	0.00	0.00	0.00
42	TOTAL OF PROPOSED POST GRADUATE IN-CAMPUS PROGRAM (AS PER E.C DECISION 3 MORE DEPTTS. ARE TO BE INTRODUCED)		0.00	0.00	0.00	0.00

C. CONTROLLER OF EXAMINATIONS (FOR CONDUCTION OF EXAMINATIONS)

SL No	HEAD OF ACCOUNTS	HEAD NO	ACTUAL FOR 2021-2022 (In Rupees)	ESTIMATES FOR 2022-2023	REVISED ESTIMATES FOR 2022-2023	ESTIMATES FOR 2023-2024
	1	2	3	4	5	6
43	Examination Center Expenses	1.3.1	6984201.00	726600.00	6900000.00	7600000.00
44	Examination Center Expenses for In-campus PG programme	1.3.2	0.00	0.00	0.00	0.00
45	Travelling & Conveyance	1.3.3	92044.00	71500.00	300000.00	330000.00
46	Examination expenses for result preparation	1.3.4	0.00	0.00	0.00	0.00

47	Result Preparation Expenses	1.3.5	1732.00	0.00	0.00	0.00
48	Remuneration for PhD course work	1.3.6	0.00	26250.00	0.00	0.00
49	Remuneration to examiner	1.3.7	2154285.00	697000.00	2550000.00	2800000.00
50	Remuneration to Moderator	1.3.8	0.00	38500.00	61500.00	68000.00
51	Remuneration to Paper Setter	1.3.9	716000.00	409000.00	1150000.00	1265000.00
52	Remuneration for Tabulation	1.3.10	0.00	26300.00	0.00	0.00
53	Remuneration to PhD Examiner	1.3.11	0.00	0.00	0.00	0.00
54	Remuneration to PhD Invigilator	1.3.12	0.00	24200.00	0.00	0.00
55	Salary & Remuneration Teaching	1.3.13	0.00	0.00	0.00	0.00
56	Remuneration to PhD Paper Setter	1.3.14	0.00	0.00	0.00	0.00
57	Remuneration (Outsourcing)	1.3.15	0.00	0.00	0.00	0.00
58	Staff welfare expenses	1.3.16	330291.00	22550.00	324000.00	356000.00
59	TA to examiner	1.3.17	0.00	60500.00	0.00	0.00
60	Entrance test preparation	1.3.18	0.00	0.00	0.00	0.00
61	Ex-Gratia	1.3.19	0.00	205000.00	0.00	0.00
62	Wages and Labour charges (Packing & Unloading confidential exam materials)	1.3.20	6100.00	7700.00	5000.00	5800.00
63	Inspection & Affiliation	1.3.21	10000.00	16000.00	30000.00	34500.00
64	Misc. meeting expenses	1.3.22	43949.00	23500.00	520000.00	600000.00
65	Printing & stationery	1.3.23	5055587.00	1500000.00	6100000.00	6700000.00
66	Depreciation (Exam)	1.3.24	0.00	0.00	0.00	0.00
67	Postage & telegram	1.3.25	1950.00	5000.00	20000.00	23000.00
68	Repairs & maintenance (Computer & EDP)	1.3.26	0.00	0.00	0.00	0.00
69	Contingencies	1.3.27	0.00	0.00	0.00	0.00
70	PhD admission process	1.3.28	0.00	0.00	0.00	0.00
71	Special examination fee refund	1.3.29	0.00	0.00	0.00	0.00
72	Recruitment test printing	1.3.30	0.00	0.00	0.00	0.00
73	Remuneration for Recruitment test	1.3.31	0.00	6000.00	1800.00	2100.00
74	Bank charges (Exam)	1.3.32	7417.98	4700.00	3600.00	4000.00
75	Misc. repairs & maintenance	1.3.33	29858.00	15500.00	80000.00	92000.00
76	Exam software	1.3.34	306000.00	950000.00	130000.00	150000.00
77	Honorarium	1.3.35	0.00	1800.00	0.00	0.00
78	Academic expenses	1.3.36	0.00	0.00	0.00	0.00
79	Accomodation expenses	1.3.37	0.00	1200.00	0.00	0.00
80	Remuneration to Driver	1.3.38	0.00	0.00	0.00	0.00
81	Remuneration for Re-Evaluation	1.3.39	130086.00	4200.00	13000.00	16000.00
82	Seminar, Symposium & workshop	1.3.40	0.00	0.00	0.00	0.00
83	Academic Promotion	1.3.41	1120000.00	2000000.00	0.00	0.00

84	Examination Expenditure	1.3.42	0.00	0.00	1000.00	1200.00
85	TOTAL OF CONTROLLER OF EXAMINATIONS (FOR CONDUCTION OF EXAMINATIONS)		16,989,500.98	6,843,000.00	18,189,900.00	20,047,600.00

D. CONTRIBUTION TO RETIREMENT BENEFIT FUND

SL No	HEAD OF ACCOUNTS	HEAD NO	ACTUAL FOR 2021-2022 (In Rupees)	ESTIMATES FOR 2022-2023	REVISED ESTIMATES FOR 2022-2023	ESTIMATES FOR 2023-2024
	1	2	3	4	5	6
86	CPF Contribution (Employers)	1.4.1	0.00	0.00	0.00	0.00
87	NPS Contribution (Employers)	1.4.2	2119183.00	1770000.00	2626540.00	2994256.00
88	Appropriation to pension fund	1.4.3	0.00	1050000.00	0.00	0.00
89	Encashment of earned leave	1.4.4	9635238.00	896000.00	4648749.00	5113624.00
90	Gratuity	1.4.5	6107826.00	525000.00	1648000.00	1813000.00
91	TOTAL OF CONTRIBUTION TO RETIREMENT BENEFIT FUND		17,862,247.00	4,241,000.00	8,923,289.00	9,920,880.00

E. PRE EXAMINATION TRAINING AND PLACEMENT

SL No	HEAD OF ACCOUNTS	HEAD NO	ACTUAL FOR 2021-2022 (In Rupees)	ESTIMATES FOR 2022-2023	REVISED ESTIMATES FOR 2022-2023	ESTIMATES FOR 2023-2024
	1	2	3	4	5	6
92	Salaries/Remuneration	1.5.1	0.00	0.00	0.00	0.00
93	Honorarium to Guest lecturers	1.5.2	0.00	0.00	0.00	0.00
94	Other charges and maintenance	1.5.3	0.00	0.00	0.00	0.00
95	Requirement events	1.5.4	0.00	0.00	0.00	0.00
96	Promotion and publications	1.5.5	0.00	0.00	0.00	0.00
97	Secretarial Assistance	1.5.6	0.00	0.00	0.00	0.00
98	Contingencies	1.5.7	0.00	0.00	0.00	0.00
99	TOTAL OF PRE EXAMINATION TRAINING AND PLACEMENT		0.00	0.00	0.00	0.00

F. COMMON SERVICE EXPENSES

SL No	HEAD OF ACCOUNTS	HEAD NO	ACTUAL FOR 2021-2022 (In Rupees)	ESTIMATES FOR 2022-2023	REVISED ESTIMATES FOR 2022-2023	ESTIMATES FOR 2023-2024
	1	2	3	4	5	6
100	Employee Medical Basic facilities	1.6.1	0.00	1100000.00	0.00	0.00
101	General Body(Court) meeting	1.6.2	0.00	15000.00	0.00	0.00
102	Medical expenses	1.6.3	1092981.00	1155000.00	1739000.00	1826000.00
103	Misc.Repairs & Maintenance of office vehicle	1.6.4	15200.00	27500.00	550.00	660.00
104	TA & DA expenses	1.6.5	0.00	121000.00	0.00	0.00
105	Training Expenses	1.6.6	0.00	0.00	0.00	0.00

106	Advertisement & Publicity	1.6.7	639787.00	161000.00	800000.00	840000.00
107	Cleaning & Sweeping	1.6.8	207312.00	169000.00	210000.00	221000.00
108	Staff recruitment expenses	1.6.9	3000.00	28750.00	20000.00	24000.00
109	Website development & maintenance	1.6.10	0.00	400000.00	0.00	0.00
110	National Science Day	1.6.11	26640.00	82500.00	30000.00	34500.00
111	Swachh Bharat	1.6.12	0.00	70000.00	40000.00	42000.00
112	Sponsorship for seminar, workshop etc.	1.6.13	0.00	120750.00	3000.00	4000.00
113	Student & Cultural meet	1.6.14	49500.00	440000.00	59000.00	65000.00
114	Basic facilities for women	1.6.15	0.00	165000.00	150000.00	165000.00
115	Donation to AAN COVID 19 ER SHARE	1.6.16	0.00	0.00	0.00	0.00
116	Lab Consumables	1.6.17	7375.00	0.00	30000.00	33000.00
117	Repair & Maintenance (Land & Building)	1.6.18	0.00	52500.00	50000.00	55000.00
118	University Anthem	1.6.19	0.00	0.00	0.00	0.00
119	Prior Period Adjustment (Exp.)	1.6.20	66257.00	30500.00	0.00	0.00
120	Patents Expenditure	1.6.21	39290.00	43000.00	35000.00	39000.00
121	TOTAL OF COMMON SERVICE EXPENSES		2,147,342.00	4,181,500.00	3,166,550.00	3,349,160.00

G. CEE, JMEE & JLEE EXPENDITURE

SL No	HEAD OF ACCOUNTS	HEAD NO	ACTUAL FOR 2021-2022 (In Rupees)	ESTIMATES FOR 2022-2023	REVISED ESTIMATES FOR 2022-2023	ESTIMATES FOR 2023-2024
	1	2	3	4	5	6
122	Online process expenditure	1.7.1	956511.00	1061500.00	980000.00	1078000.00
123	Confidential printing	1.7.2	936615.00	1045000.00	970000.00	1019000.00
124	Exam Centers remuneration	1.7.3	1382500.00	1450000.00	1425000.00	1496000.00
125	Remuneration to Observer	1.7.4	802516.00	843000.00	825000.00	908000.00
126	Confidential work	1.7.5	316200.00	416000.00	335000.00	369000.00
127	Stationary expenditure	1.7.6	21244.00	60000.00	25000.00	30000.00
128	Sub staff remuneration	1.7.7	0.00	0.00	0.00	0.00
129	Transportation	1.7.8	388497.00	460000.00	425000.00	489000.00
130	Centers Inspection expenditure	1.7.9	10000.00	0.00	5000.00	6000.00
131	Remuneration to University staff	1.7.10	1355500.00	1265000.00	1400000.00	1540000.00
132	Miscellaneous Expenditure	1.7.14	191522.00	260000.00	200000.00	230000.00
133	Staff Welfare Exp's	1.7.11	138159.00	165000.00	145000.00	160000.00
134	Newspaper, Advertisement & Publicity	1.7.12	102100.00	95000.00	105000.00	116000.00
135	Accommodation expenditure	1.7.13	2800.00	5000.00	4000.00	5000.00

136	TOTAL OF CEE, JMEE & JLEE EXPENDITURE		6,604,164.00	7,125,500.00	6,844,000.00	7,446,000.00
-----	--	--	---------------------	---------------------	---------------------	---------------------

Total of Expenditure

SL No	HEAD OF ACCOUNTS	HEAD No	ACTUAL FOR 2021-2022 (In Rupees)	ESTIMATES FOR 2022-2023	REVISED ESTIMATES FOR 2022-2023	ESTIMATES FOR 2023-2024
	1	2	3	4	5	6
136	TOTAL A I SALARIES-SANCTIONED POSTS	1.1.1	24979134.00	38381148.00	36062165.00	44836104.00
137	TOTAL B I IN-CAMPUS RESEARCH PROGRAM AT ASTU	1.2.1	594600.00	777000.00	170800.00	0.00
138	TOTAL B II ENERGY ENGINEERING SYSTEMS (M.Tech IN ENERGY ENGINEERING)	1.2.2	1761813.00	2035000.00	2405500.00	2396700.00
139	TOTAL B III PROPOSED POST GRADUATE IN-CAMPUS PROGRAM (AS PER E.C DECISION 3 MORE DEPTTS. ARE TO BE INTRODUCED)	1.2.3	0.00	0.00	0.00	0.00
140	TOTAL C CONTROLLER OF EXAMINATIONS (FOR CONDUCTION OF EXAMINATIONS)	1.3	16989500.98	6843000.00	18189900.00	20047600.00
141	TOTAL D CONTRIBUTION TO RETIREMENT BENEFIT FUND	1.4	17862247.00	4241000.00	8923289.00	9920880.00
142	TOTAL E PRE EXAMINATION TRAINING AND PLACEMENT	1.5	0.00	0.00	0.00	0.00
143	TOTAL F COMMON SERVICE EXPENSES	1.6	2147342.00	4181500.00	3166550.00	3349160.00
144	TOTAL G CEE, JMEE & JLEE EXPENDITURE	1.7	6604164.00	7125500.00	6844000.00	7446000.00
145	TOTAL (A I+B I+B II+B III+C+D+E+F+G)		70,938,800.98	63,584,148.00	75,762,204.00	87,996,444.00
146	PART -II TOTAL REVENUE (EXPENDITURE) ACCOUNT		70,938,800.98	63,584,148.00	75,762,204.00	87,996,444.00

ABSTRACT
PART-II CAPITAL BUDGET
 (TO BE SUBMITTED TO THE GOVT. OF ASSAM UNDER SOPD-G HEAD OF ACCOUNTS)

SL Ref No	HEAD OF ACCOUNTS	ACTUAL FOR 2021-2022 (In Rupees)	ESTIMATES FOR 2022-2023	REVISED ESTIMATES FOR 2022-2023	ESTIMATES FOR 2023-2024
	1	3	4	5	6
20	RECEIPTS	31810946.00	144518327.00	143482200.00	388307981.00
56	EXPENDITURE	39266912.22	183599706.00	176907263.65	436076380.02
20-56	DEFICIT/ SURPLUS	-7,455,966.22	-39,081,379.00	-33,425,063.65	-47,768,399.02

PART-II:: CAPITAL BUDGET

REVISED ESTIMATES FOR 2022-2023 & ESTIMATES FOR 2023-2024

SUMMARY OF RECEIPT (PART-II CAPITAL)						
SL No	HEAD OF ACCOUNTS	HEAD NO	ACTUAL FOR 2021-2022 (In Rupees)	ESTIMATES FOR 2022-2023	REVISED ESTIMATES FOR 2022-2023	ESTIMATES FOR 2023-2024
	1	2	3	4	5	6
1	GRANTS FROM GOVERNMENT OF ASSAM	2.1				
2	State Govt. (Regular) Plan Grant	2.1.1	19000000.00	19452766.00	19452766.00	0.00
3	Grant from Director of Higher Education, Govt. of Assam	2.1.2	0.00	0.00	0.00	0.00
4	TNEIF, Govt. of Assam	2.1.3	0.00	18449521.00	18449521.00	17499521.00
5	Curtin University Project , GoA	2.1.4	0.00	0.00	0.00	0.00
6	Anticipated from Govt. of Assam (Academic Block II)	2.1.5	0.00	0.00	0.00	0.00
7	GIA for International experience for ASTU academic and technical staff by Curtin University, Australia	2.1.6	0.00	0.00	0.00	0.00
8	Assam Science Technology and Environment Council (ASTECC)	2.1.7	0.00	0.00	0.00	0.00
9	Receipt from Govt. of India NLCPR Scheme	2.1.8	0.00	0.00	0.00	0.00
10	3425-G.I.A-CARST-PLASMA (SCIENCE AND TECHNOLOGY DEPTT., GOVT OF ASSAM)	2.1.9	800000.00	0.00	1520000.00	2880000.00
11	Misc. receipt (AISHE)/MP Quota	2.1.10	0.00	0.00	0.00	0.00
12	ASTU Campus II Fund Requirement for implementation schedule , physical work content in 52 Bighas of Land in Dag No.151 of Vill- Maj Jalukbari	2.1.11	0.00	62632814.00	62632814.00	323025988.00
13	OTHERS	2.1.12	0.00	31964899.00	27464899.00	25625146.00
14	CONSULTANCY SERVICES (CONDUCTION OF COMPETITIVE EXAMINATIONS) GIA FOR CONDUCTING RECRUITMENT EXAMINATION	2.2	2090000.00	1936327.00	1682800.00	1436126.00
15	DEPRECIATION FUND	2.3				
16	BLOCK I	2.3.1	3524573.00	4283400.00	4283400.00	3375000.00
17	BLOCK II	2.3.2	1996057.00	2387100.00	2387100.00	2515000.00
18	BLOCK III	2.3.3	1296240.00	2748900.00	2748900.00	1066200.00
19	MISCELLANEOUS RECEIPTS	2.4	3104076.00	662600.00	2860000.00	10885000.00
20	TOTAL CAPITAL FUND RECEIPTS		31,810,946.00	144,518,327.00	143,482,200.00	388,307,981.00

PART-II:: CAPITAL BUDGET

REVISED ESTIMATES FOR 2022-2023 & ESTIMATES FOR 2023-2024

SUMMARY OF EXPENDITURE (PART-II CAPITAL)						
SL No	HEAD OF ACCOUNTS	HEAD NO	ACTUAL FOR 2021-2022 (In Rupees)	ESTIMATES FOR 2022-2023	REVISED ESTIMATES FOR 2022-2023	ESTIMATES FOR 2023-2024
	1	2	3	4	5	6
21	CONSTRUCTION WORKS	2.1.1.1	21399175	35395104	33405697	33069595
22	FURNITURE	2.1.1.2	854668	3341140	2238980	2340382
23	OFFICE EQUIPMENT	2.1.1.3	671975	4719500	4306088	4407650
24	MINOR LABORATORY EQUIPMENT/PhD Class	2.1.1.4	977576	6580000	7295587	7346124
25	BOOKS AND JOURNALS	2.1.1.5	32715	29000	68500	82000
26	OFFICE VEHICLE	2.1.1.6	401334	2653300	2185510	2276674
27	COMPUTER & EDP EQUIPMENT'S	2.1.1.7	938140	20277500	17941099	18548160
28	AIR CONDITION & ACCESSORIES	2.1.1.8	223180	931100	864011	949235
29	DEVELOPMENT OF ASTU CAMPUS II	2.1.1.9	0	4243298	4243298	800000
30	SECTOR- 1 (INSTITUTIONAL AREA)	2.1.1.9.9	0	27689543	27689543.65	191881824.69
31	SECTOR- 2 (RESIDENTIAL AREA)	2.1.1.9.10	0	34143271	34143271	130309169.33
32	SEMINAR HALL & GUEST HOUSE BLOCK	2.1.1.10	0	4779000	4550000	4763000
33	CENTRAL EVALUATION BLOCK	2.1.1.11	0	4512000	4300000	4411000
34	EMERGENCY BLOCK	2.1.1.12	0	1036000	945000	1013000
35	CENTRAL LIBRARY SYSTEM	2.1.1.13	40119	2495000	2464190	2531514
36	ENGINEERING DEPARTMENT	2.1.1.14	0	530000	500000	525000
37	CONSTRUCTION OF PLASMA PYROLYSIS PLANT	2.1.1.15	148168	0	0	0
38	Solar Power Plant	2.1.1.16	334024	728000	200414	120249
39	COMMON SERVICE	2.1.2.1.1	3718666	5967100	7085000	8327800
40	EXPENDITURE UNDER CONSULTANCY SERVICES (CONDUCTION OF COMPETITIVE EXAMINATIONS) GIA FOR CONDUCTING RECRUITMENT EXAMINATION	2.1.2.2	2521285.22	4400000	82000	514500
41	TRAVELLING ALLOWANCE	2.1.2.3	0	558000	553000	574000
42	ELECTRIC SUPPLY SERVICE	2.1.2.4	1398023	1745900	799325	823973
43	WATER SUPPLY SERVICE	2.1.2.5	0	420000	420000	432500
44	EXAMINATION SOFTWARE SYSTEM SERVICE	2.1.2.6	0	536000	472000	506000
45	PRINTING AND STATIONERY	2.1.2.7	167319	64000	62500	75000
46	RESEARCH PROGRAM	2.1.2.8	108000	1333700	1426500	1500500
47	ENERGY ENGINEERING SYSTEMS (M.Tech in ENERGY ENGINEERING)	2.1.2.9	0	1865000	1696000	1794700
48	PROPOSED POST GRADUATE IN-CAMPUS PROGRAM (AS PER E.C DECISION 3 MORE DEPTTS. ARE TO BE INTRODUCED)	2.1.2.10	0	902800	843000	784000

49	OTHER ACADEMIC AND ADMINISTRATIVE EXPENSES	2.1.2.11	928825	2120900	7437200	6372100
50	COLLABORATION FOR PROJECT COST CURTIN UNIVERSITY (Govt. of Assam Letter No.: PMA(H) 66/2014/20 dated: 23rd July'2014) [Agreement executed on 11th December,2014] {Quotation No.:CON-SE-FOE-SH-53416-1 dated: 11/12/2014}	2.1.2.12	898247	160000	160000	0
51	MISCELLANEOUS	2.1.2.13	3505473	1915550	1535050	1756730
52	SEMINAR HALL & GUEST HOUSE BLOCK	2.1.2.14	0	753000	585000	622000
53	CENTRAL EVALUATION BLOCK	2.1.2.15	0	1010500	716000	776000
54	EMERGENCY BLOCK	2.1.2.16	0	354500	283500	307000
55	RESEARCH REFERENCE LIBRARY	2.1.2.17	0	5410000	5410000	5535000
56	TOTAL CAPITAL EXPENDITURE		39,266,912.22	183,599,706.00	176,907,263.65	436,076,380.02

PART-II:: CAPITAL BUDGET

SECTION A

I. GRANTS FROM GOVERNMENT OF ASSAM

SL No	HEAD OF ACCOUNTS	HEAD No	ACTUAL FOR 2021-2022 (In Rupees)	ESTIMATES FOR 2022-2023	REVISED ESTIMATES FOR 2022-2023	ESTIMATES FOR 2023-2024
	1	2	3	4	5	6
1	State Govt. (Regular) Plan Grant	2.1.1	19000000.00	19452766.00	19452766.00	0.00
2	Grant from Director of Higher Education, Govt. of Assam	2.1.2	0.00	0.00	0.00	0.00
3	TNEIF, Govt. of Assam	2.1.3	0.00	18449521.00	18449521.00	17499521.00
4	Curtin University Project , GoA	2.1.4	0.00	0.00	0.00	0.00
5	Anticipated from Govt. of Assam (Academic Block II)	2.1.5	0.00	0.00	0.00	0.00
6	GIA for International experience for ASTU academic and technical staff by Curtin University, Australia	2.1.6	0.00	0.00	0.00	0.00
7	Assam Science Technology and Environment Council (ASTEC)	2.1.7	0.00	0.00	0.00	0.00
8	Receipt from Govt. of India NLCPR Scheme	2.1.8	0.00	0.00	0.00	0.00
9	3425-G.I.A-CARST-PLASMA (SCIENCE AND TECHNOLOGY DEPTT., GOVT OF ASSAM)	2.1.9	0.00	0.00	0.00	2880000.00
10	Misc. receipt (AISHE)/MP Quota	2.1.10	0.00	0.00	0.00	0.00
11	Topographical Survey	2.1.11.1.1	0.00	36000.00	36000.00	0.00
12	Soil Investigation Works	2.1.11.1.2	0.00	200000.00	200000.00	0.00
13	Architectural Design & Planning	2.1.11.1.3	0.00	5135629.00	5135629.00	5135629.00
14	Project Approval & Sanction	2.1.11.1.4	0.00	183600.00	183600.00	0.00
15	Detail Engineering & Tender Preparation	2.1.11.1.5	0.00	0.00	0.00	1232551.00
16	Tendering & Award of Work	2.1.11.1.6	0.00	172800.00	172800.00	183600.00
17	Test for Water Quantity	2.1.11.1.7	0.00	35000.00	35000.00	0.00
18	Compound Wall	2.1.11.1.8	0.00	5284691.00	5284691.00	10569382.00
19	Earth Filling and Grading	2.1.11.1.9	0.00	0.00	0.00	2318250.00
20	Overhead Tank	2.1.11.1.10	0.00	4600000.00	4600000.00	4600000.00
21	External water supply works	2.1.11.1.11	0.00	0.00	0.00	604669.00
22	Water treatment plant	2.1.11.1.12	0.00	0.00	0.00	5400000.00
23	External Electrification works	2.1.11.1.13	0.00	0.00	0.00	2835480.00
24	Roads	2.1.11.1.14	0.00	0.00	0.00	0.00
25	Drains	2.1.11.1.15	0.00	0.00	0.00	0.00
26	Culverts	2.1.11.1.16	0.00	0.00	0.00	0.00
27	Sewerage Treatment plant	2.1.11.1.17	0.00	0.00	0.00	0.00
28	Fire Fighting and Hyden System	2.1.11.1.18	0.00	0.00	0.00	0.00

29	Academic Building	2.1.11.1.19	0.00	0.00	0.00	100524890.00
30	Boys Hostel	2.1.11.1.20	0.00	0.00	0.00	13580019.00
31	Girls Hostel	2.1.11.1.21	0.00	0.00	0.00	13580997.00
32	Workshop	2.1.11.1.22	0.00	0.00	0.00	12743567.00
33	Medical Centre	2.1.11.1.23	0.00	0.00	0.00	8949422.00
34	Underground Tank	2.1.11.1.24	0.00	0.00	0.00	1800000.00
35	Bridge	2.1.11.1.25	0.00	7933319.00	7933319.00	0.00
36	Solar street lights	2.1.11.1.26	0.00	0.00	0.00	0.00
37	Landscaping	2.1.11.1.27	0.00	0.00	0.00	394910.00
38	Parking	2.1.11.1.28	0.00	0.00	0.00	0.00
39	CC TV & Wi-Fi/Sound system	2.1.11.1.29	0.00	0.00	0.00	33150.00
40	PMC	2.1.11.1.30	0.00	4108504.00	4108504.00	7395307.00
41	Topographical Survey	2.1.11.2.1	0.00	46800.00	46800.00	0.00
42	Soil Investigation works	2.1.11.2.2	0.00	200000.00	200000.00	0.00
43	Architectural Design & Planning	2.1.11.2.3	0.00	2824268.00	2824268.00	2824268.00
44	Project approval & sanction	2.1.11.2.4	0.00	183600.00	183600.00	0.00
45	Detail Engineering & Tender Preparation	2.1.11.2.5	0.00	0.00	0.00	677824.00
46	Tendering & award of work	2.1.11.2.6	0.00	172800.00	172800.00	183600.00
47	Test for water quantity	2.1.11.2.7	0.00	35000.00	35000.00	35000.00
48	Compound Wall	2.1.11.2.8	0.00	16581923.00	16581923.00	33163846.00
49	Earth Filling & Grading	2.1.11.2.9	0.00	0.00	0.00	1545450.00
50	Overhead Tank	2.1.11.2.10	0.00	4600000.00	4600000.00	4600000.00
51	Water Supply works	2.1.11.2.11	0.00	0.00	0.00	389629.00
52	External Water Treatment Plant	2.1.11.2.12	0.00	0.00	0.00	4229870.00
53	External Electrification works	2.1.11.2.13	0.00	0.00	0.00	991037.00
54	Roads	2.1.11.2.14	0.00	0.00	0.00	0.00
55	Drains	2.1.11.2.15	0.00	0.00	0.00	0.00
56	Culverts	2.1.11.2.16	0.00	0.00	0.00	0.00
57	Sewerage Treatment plant	2.1.11.2.17	0.00	0.00	0.00	0.00
58	Fire Fighting and Hydran System	2.1.11.2.18	0.00	0.00	0.00	0.00
59	Assistant Professor quarter	2.1.11.2.19	0.00	7239465.00	7239465.00	13922047.00
60	Associate Professor quarter	2.1.11.2.20	0.00	0.00	0.00	7886175.00
61	Director's quarter	2.1.11.2.21	0.00	0.00	0.00	9955094.00
62	Grade IV quarter	2.1.11.2.22	0.00	0.00	0.00	12210640.00
63	Registrar + Professor	2.1.11.2.23	0.00	0.00	0.00	12443313.00
64	Staff Quarter	2.1.11.2.24	0.00	0.00	0.00	12206254.00
65	Guest House	2.1.11.2.25	0.00	0.00	0.00	8949422.00

66	Solar Street Lights	2.1.11.2.26	0.00	0.00	0.00	0.00
67	Solar Power Plant	2.1.11.2.27	0.00	0.00	0.00	0.00
68	Bio-Diversity Park	2.1.11.2.28	0.00	0.00	0.00	0.00
69	Parking	2.1.11.2.29	0.00	0.00	0.00	0.00
70	CC TV & Wi-Fi/Sound system	2.1.11.2.30	0.00	0.00	0.00	63750.00
71	PMC	2.1.11.2.31	0.00	2259415.00	2259415.00	4066946.00
72	Preparation of Concept Paper of ASTU Campus II	2.1.11.3	0.00	800000.00	800000.00	800000.00
73	Installation of Grid Interactive Rooftop Solar PV System in New Buildings of ASTU	2.1.12.1.1	0.00	4500000.00	0.00	0.00
74	Earth filling activities in and around VC's residence at ASTU campus	2.1.12.1.2	0.00	0.00	0.00	5628246.00
75	Lighting of Campus	2.1.12.2.1	0.00	2000000.00	2000000.00	2000000.00
76	Campus Wi-Fi & Internet connectivity	2.1.12.3	0.00	2500000.00	2500000.00	0.00
77	E Journals and Books	2.1.12.4	0.00	3000000.00	3000000.00	3000000.00
78	Teaching Learning Equipments	2.1.12.5	0.00	4967999.00	4967999.00	0.00
79	Reimbursement of admission fees under the Fee Waiver Scheme of Prayyan Bharti for the students admitted in the Govt. Colleges	2.1.12.6	0.00	14996900.00	14996900.00	14996900.00
80	TOTAL OF CAPITAL GRANTS FROM GOVERNMENT OF ASSAM		19,000,000.00	132,500,000.00	128,000,000.00	369,030,655.00

II. CONSULTANCY SERVICES (CONDUCTION OF COMPETITIVE EXAMINATIONS) GIA FOR CONDUCTING RECRUITMENT EXAMINATION

SL No	HEAD OF ACCOUNTS	HEAD No	ACTUAL FOR 2021-2022 (In Rupees)	ESTIMATES FOR 2022-2023	REVISED ESTIMATES FOR 2022-2023	ESTIMATES FOR 2023-2024
	1	2	3	4	5	6
81	Conduct of Examination	2.2.1	0.00	0.00	0.00	0.00
82	Exam Project Recruitment Test	2.2.2	2090000.00	1936327.00	1682800.00	1436126.00
83	TOTAL OF CONSULTANCY SERVICES (CONDUCTION OF COMPETITIVE EXAMINATIONS) GIA FOR CONDUCTING RECRUITMENT EXAMINATION		2,090,000.00	1,936,327.00	1,682,800.00	1,436,126.00

SECTION B

I. DEPRECIATION FUND

SL No	HEAD OF ACCOUNTS	HEAD No	ACTUAL FOR 2021-2022 (In Rupees)	ESTIMATES FOR 2022-2023	REVISED ESTIMATES FOR 2022-2023	ESTIMATES FOR 2023-2024
	1	2	3	4	5	6
84	BLOCK I	2.3.1				
85	Furniture and fixtures	2.3.1.1	565495.00	653400.00	653400.00	485000.00
86	Electric Installations	2.3.1.2	365658.00	363000.00	363000.00	345000.00
87	Building	2.3.1.3	2593420.00	3267000.00	3267000.00	2500000.00
88	Parking Shed	2.3.1.4	0.00	0.00	0.00	27000.00

89	Security Shed	2.3.1.5	0.00	0.00	0.00	18000.00
90	BLOCK II	2.3.2				
91	Air Condition and accessories	2.3.2.1	88070.00	132250.00	132250.00	110000.00
92	Office Equipment (including CEE)	2.3.2.2	656399.00	925750.00	925750.00	565000.00
93	TOYOTA ETIOS Car (AS-01-X-7053)	2.3.2.3	0.00	0.00	0.00	0.00
94	Office Vehicle	2.3.2.4	274012.00	403350.00	403350.00	240000.00
95	Laboratory Equipment	2.3.2.5	977576.00	925750.00	925750.00	1600000.00
96	BLOCK III	2.3.3				
97	Computer & EDP	2.3.3.1	922097.00	1764000.00	1764000.00	780000.00
98	Computer & EDP (Exam Project)	2.3.3.2	0.00	4900.00	4900.00	1200.00
99	Solar Power Plant	2.3.3.3	334024.00	980000.00	980000.00	215000.00
100	Library Books	2.3.3.4	40119.00	0.00	0.00	70000.00
101	TOTAL OF DEPRECIATION FUND		6,816,870.00	9,419,400.00	9,419,400.00	6,956,200.00

II. MISCELLANEOUS RECEIPTS

SL No	HEAD OF ACCOUNTS	HEAD No	ACTUAL FOR 2021-2022 (In Rupees)	ESTIMATES FOR 2022-2023	REVISED ESTIMATES FOR 2022-2023	ESTIMATES FOR 2023-2024
	1	2	3	4	5	6
102	Security Deposits from Contractor	2.4.1	0.00	0.00	130000.00	130000.00
103	Security Deposits from Supplier	2.4.2	0.00	0.00	0.00	0.00
104	Interest received from SBI General A/C No: 32099621663-Idle Savings	2.4.3	207049.00	170000.00	230000.00	253000.00
105	Interest on Investment	2.4.4	2852915.00	492600.00	2500000.00	2750000.00
106	Collection from 1st Convocation of ASTU	2.4.5	0.00	0.00	0.00	0.00
107	GIA Seminar	2.4.6	0.00	0.00	0.00	0.00
108	Profit on sale of Asset	2.4.7	44112.00	0.00	0.00	0.00
109	Collection from 2nd Convocation of ASTU	2.4.8	0.00	0.00	0.00	7752000.00
110	TOTAL OF MISCELLANEOUS RECEIPTS		3,104,076.00	662,600.00	2,860,000.00	10,885,000.00

SL No	HEAD OF ACCOUNTS	HEAD No	ACTUAL FOR 2021-2022 (In Rupees)	ESTIMATES FOR 2022-2023	REVISED ESTIMATES FOR 2022-2023	ESTIMATES FOR 2023-2024
	1	2	3	4	5	6
111	TOTAL A I(GRANTS FROM GOVERNMENT OF ASSAM)	2.1	19000000.00	132500000.00	128000000.00	369030655.00
112	TOTAL A II(CONSULTANCY SERVICES (CONDUCTION OF COMPETITIVE EXAMINATIONS) GIA FOR CONDUCTING RECRUITMENT EXAMINATION)	2.2	2090000.00	1936327.00	1682800.00	1436126.00
113	TOTAL B I(DEPRECIATION FUND)	2.3	6816870.00	9419400.00	9419400.00	6956200.00
114	TOTAL B II(MISCELLANEOUS RECEIPTS)	2.4	3104076.00	662600.00	2860000.00	10885000.00

115	TOTAL		31,010,946.00	144,518,327.00	141,962,200.00	388,307,981.00
-----	-------	--	---------------	----------------	----------------	----------------

PART-II:: CAPITAL BUDGET

SECTION A:: NONRECURRING ACCOUNT

I. CONSTRUCTION WORKS

SL No	HEAD OF ACCOUNTS	HEAD No	ACTUAL FOR 2021-2022 (In Rupees)	ESTIMATES FOR 2022-2023	REVISED ESTIMATES FOR 2022-2023	ESTIMATES FOR 2023-2024
	1	2	3	4	5	6
1	Parking Sheds for car and scooters	2.1.1.1.1	0.00	0.00	0.00	0.00
2	Security sheds	2.1.1.1.2	0.00	0.00	0.00	0.00
3	Reception desk inside the Administrative Block I	2.1.1.1.3	0.00	0.00	0.00	0.00
4	Development of beautification of campus (including security watch tower)	2.1.1.1.4	0.00	0.00	0.00	0.00
5	Extension of building	2.1.1.1.5	0.00	0.00	0.00	0.00
6	Academic Building Block II	2.1.1.1.6	18805755.00	13484983.00	13484983.00	17891000.00
7	Construction of Assam Type Building	2.1.1.1.7	0.00	0.00	0.00	0.00
8	Release of Security Deposits/ Earnest Money of Block I- Administrative Building	2.1.1.1.8	0.00	0.00	0.00	0.00
9	Construction of Central Library Etc Under TNEIF Fund	2.1.1.1.9	0.00	18449521.00	17499521.00	12999521.00
10	Bamboo Boat- ASTEC	2.1.1.1.10	0.00	0.00	0.00	0.00
11	Construction of Pond	2.1.1.1.11	0.00	0.00	0.00	0.00
12	Depreciation	2.1.1.1.12	2593420.00	3460600.00	2421193.00	2179074.00
13	TOTAL OF CONSTRUCTION WORKS		21,399,175.00	35,395,104.00	33,405,697.00	33,069,595.00

II. FURNITURE

SL No	HEAD OF ACCOUNTS	HEAD No	ACTUAL FOR 2021-2022 (In Rupees)	ESTIMATES FOR 2022-2023	REVISED ESTIMATES FOR 2022-2023	ESTIMATES FOR 2023-2024
	1	2	3	4	5	6
14	Depreciation	2.1.1.2.1	565495.00	1368940.00	480980.00	432882.00
15	Administration	2.1.1.2.2	0.00	262500.00	236000.00	248000.00
16	Department/classroom	2.1.1.2.3	0.00	210000.00	189000.00	198500.00
17	Central Library/Information Center	2.1.1.2.4	0.00	367500.00	330000.00	363000.00
18	Library reference section	2.1.1.2.5	0.00	210000.00	190000.00	200000.00
19	Repairs and maintenance	2.1.1.2.6	289173.00	45200.00	3000.00	4000.00
20	Extension of Furniture & fittings	2.1.1.2.7	0.00	84000.00	60000.00	69000.00
21	Research Reference Library	2.1.1.2.8	0.00	793000.00	750000.00	825000.00
22	TOTAL OF FURNITURE		854,668.00	3,341,140.00	2,238,980.00	2,340,382.00

III. OFFICE EQUIPMENT

SL No	HEAD OF ACCOUNTS	HEAD No	ACTUAL FOR 2021-2022 (In Rupees)	ESTIMATES FOR 2022-2023	REVISED ESTIMATES FOR 2022-2023	ESTIMATES FOR 2023-2024
	1	2	3	4	5	6
23	Administrative office	2.1.1.3.1	0.00	1260000.00	1071000.00	1125000.00
24	Department/classroom	2.1.1.3.2	0.00	530000.00	480000.00	500000.00
25	Library	2.1.1.3.3	0.00	265000.00	250000.00	260000.00
26	Laboratory room of the class	2.1.1.3.4	0.00	892500.00	850000.00	893000.00
27	Depreciation	2.1.1.3.5	656399.00	528000.00	559588.00	475650.00
28	Repairs and maintenance	2.1.1.3.6	15576.00	157500.00	65500.00	72000.00
29	Loss on exchange of asset	2.1.1.3.7	0.00	0.00	0.00	0.00
30	Academic Building	2.1.1.3.8	0.00	1086500.00	1030000.00	1082000.00
31	TOTAL OF OFFICE EQUIPMENT		671,975.00	4,719,500.00	4,306,088.00	4,407,650.00

IV. MINOR LABORATORY EQUIPMENT/PhD Class

SL No	HEAD OF ACCOUNTS	HEAD No	ACTUAL FOR 2021-2022 (In Rupees)	ESTIMATES FOR 2022-2023	REVISED ESTIMATES FOR 2022-2023	ESTIMATES FOR 2023-2024
	1	2	3	4	5	6
32	PhD classes	2.1.1.4.1	0.00	265000.00	250000.00	263000.00
33	Department of Energy Engineering system/Central Research Hub	2.1.1.4.2	0.00	5150000.00	5000000.00	5250000.00
34	Depreciation	2.1.1.4.3	977576.00	640000.00	1573087.00	1337124.00
35	Proposed Post Graduate In-campus program (River Dynamics/Industrial Plasma etc)	2.1.1.4.4	0.00	525000.00	472500.00	496000.00
36	TOTAL OF MINOR LABORATORY EQUIPMENT/PhD Class		977,576.00	6,580,000.00	7,295,587.00	7,346,124.00

V. BOOKS AND JOURNALS

SL No	HEAD OF ACCOUNTS	HEAD No	ACTUAL FOR 2021-2022 (In Rupees)	ESTIMATES FOR 2022-2023	REVISED ESTIMATES FOR 2022-2023	ESTIMATES FOR 2023-2024
	1	2	3	4	5	6
37	PhD in ASTU campus	2.1.1.5.1	0.00	0.00	0.00	0.00
38	Books, newspaper & periodicals	2.1.1.5.2	32715.00	29000.00	68500.00	82000.00
39	Department of Energy Engineering system/ proposed Post Graduate In-campus program	2.1.1.5.3	0.00	0.00	0.00	0.00
40	Reference section	2.1.1.5.4	0.00	0.00	0.00	0.00
41	TOTAL OF BOOKS AND JOURNALS		32,715.00	29,000.00	68,500.00	82,000.00

VI. OFFICE VEHICLE

SL No	HEAD OF ACCOUNTS	HEAD No	ACTUAL FOR 2021-2022 (In Rupees)	ESTIMATES FOR 2022-2023	REVISED ESTIMATES FOR 2022-2023	ESTIMATES FOR 2023-2024
	1	2	3	4	5	6

42	New Office vehicle	2.1.1.6.1	0.00	1900000.00	1615000.00	1696000.00
43	Insurance charges (VCs vehicle and other office vehicle)	2.1.1.6.2	39720.00	25000.00	62000.00	71000.00
44	Repairs & maintenance (VCs car)	2.1.1.6.3	15294.00	27000.00	100000.00	110000.00
45	Fuel cost for Registrar vehicle	2.1.1.6.4	65000.00	62300.00	78000.00	86000.00
46	Repairs & maintenance Registrar vehicle	2.1.1.6.5	0.00	7200.00	7700.00	9200.00
47	Fuel cost for office vehicle	2.1.1.6.6	0.00	0.00	7400.00	8900.00
48	Loss on exchange of asset	2.1.1.6.7	0.00	52500.00	0.00	0.00
49	Misc. Repairs & Maintenance (Office Vehicle)	2.1.1.6.8	7308.00	26500.00	27500.00	31600.00
50	Depreciation	2.1.1.6.9	274012.00	552800.00	232910.00	197974.00
51	Fuel cost for VCs vehicle	2.1.1.6.10	0.00	0.00	55000.00	66000.00
52	TOTAL OF OFFICE VEHICLE		401,334.00	2,653,300.00	2,185,510.00	2,276,674.00

VII. COMPUTER & EDP EQUIPMENT'S

SL No	HEAD OF ACCOUNTS	HEAD No	ACTUAL FOR 2021-2022 (In Rupees)	ESTIMATES FOR 2022-2023	REVISED ESTIMATES FOR 2022-2023	ESTIMATES FOR 2023-2024
	1	2	3	4	5	6
53	Administrative office	2.1.1.7.1	0.00	605000.00	570000.00	627000.00
54	Department/classroom	2.1.1.7.2	0.00	210000.00	200000.00	230000.00
55	Library	2.1.1.7.3	0.00	212000.00	200000.00	210000.00
56	laboratory room of the class	2.1.1.7.4	0.00	206000.00	190000.00	200000.00
57	Depreciation	2.1.1.7.5	922097.00	1293600.00	768599.00	461160.00
58	Repairs and maintenance	2.1.1.7.6	16043.00	17000.00	12500.00	15000.00
59	Research Reference Library	2.1.1.7.7	0.00	526400.00	500000.00	530000.00
60	Academic Building	2.1.1.7.8	0.00	17207500.00	15500000.00	16275000.00
61	TOTAL OF COMPUTER & EDP EQUIPMENT'S		938,140.00	20,277,500.00	17,941,099.00	18,548,160.00

VIII. AIR CONDITION & ACCESSORIES

SL No	HEAD OF ACCOUNTS	HEAD No	ACTUAL FOR 2021-2022 (In Rupees)	ESTIMATES FOR 2022-2023	REVISED ESTIMATES FOR 2022-2023	ESTIMATES FOR 2023-2024
	1	2	3	4	5	6
62	Administrative office	2.1.1.8.1	0.00	412500.00	420000.00	462000.00
63	Department/classroom	2.1.1.8.2	0.00	100000.00	125000.00	150000.00
64	Library	2.1.1.8.3	0.00	58000.00	65000.00	75000.00
65	Laboratory room of the class	2.1.1.8.4	0.00	110000.00	140000.00	154000.00
66	Depreciation	2.1.1.8.5	88070.00	230000.00	108511.00	92235.00
67	Repairs and maintenance	2.1.1.8.6	135110.00	20600.00	5500.00	16000.00
68	TOTAL OF AIR CONDITION & ACCESSORIES		223,180.00	931,100.00	864,011.00	949,235.00

IX. DEVELOPMENT OF ASTU CAMPUS II

SL No	HEAD OF ACCOUNTS	HEAD No	ACTUAL FOR 2021-2022 (In Rupees)	ESTIMATES FOR 2022-2023	REVISED ESTIMATES FOR 2022-2023	ESTIMATES FOR 2023-2024
	1	2	3	4	5	6
69	Boundary fencing along TISS road	2.1.1.9.1	0.00	455100.00	455100.00	0.00
70	Assam type building at New campus	2.1.1.9.2	0.00	749000.00	749000.00	0.00
71	Approach road in the New campus-II zone-I connecting G-I & G-II	2.1.1.9.3	0.00	1496358.00	1496358.00	0.00
72	Normal leveling of the ground in zone-I including jungle clearance/uprooting vegetation etc.	2.1.1.9.4	0.00	500000.00	500000.00	0.00
73	Soil testing at zone-II	2.1.1.9.5	0.00	150000.00	150000.00	0.00
74	Surveying through total station	2.1.1.9.6	0.00	92840.00	92840.00	0.00
75	Cost of Concept paper	2.1.1.9.7	0.00	800000.00	800000.00	800000.00
76	Cost of DPR preparation	2.1.1.9.8	0.00	0.00	0.00	0.00
77	SECTOR- 1 (INSTITUTIONAL AREA)	2.1.1.9.9	0.00	0.00	0.00	0.00
78	Topographical Survey	2.1.1.9.9.1	0.00	36000.00	36000.00	0.00
79	Soil Investigation Works	2.1.1.9.9.2	0.00	200000.00	200000.00	0.00
80	Architectural Design & Planning	2.1.1.9.9.3	0.00	5135629.00	5135629.65	5135629.65
81	Project Approval & Sanction	2.1.1.9.9.4	0.00	183600.00	183600.00	0.00
82	Detail Engineering & Tender Preparation	2.1.1.9.9.5	0.00	0.00	0.00	1232551.12
83	Tendering & Award of Work	2.1.1.9.9.6	0.00	172800.00	172800.00	183600.00
84	Test for Water Quantity	2.1.1.9.9.7	0.00	35000.00	35000.00	0.00
85	Compound Wall	2.1.1.9.9.8	0.00	5284691.00	5284691.00	10569382.00
86	Earth Filling and Grading	2.1.1.9.9.9	0.00	0.00	0.00	2318250.00
87	Overhead Tank	2.1.1.9.9.10	0.00	4600000.00	4600000.00	4600000.00
88	External water supply works	2.1.1.9.9.11	0.00	0.00	0.00	604669.50
89	Water treatment plant	2.1.1.9.9.12	0.00	0.00	0.00	5400000.00
90	External Electrification works	2.1.1.9.9.13	0.00	0.00	0.00	2835480.12
91	Roads	2.1.1.9.9.14	0.00	0.00	0.00	0.00
92	Drains	2.1.1.9.9.15	0.00	0.00	0.00	0.00
93	Culverts	2.1.1.9.9.16	0.00	0.00	0.00	0.00
94	Sewerage Treatment plant	2.1.1.9.9.17	0.00	0.00	0.00	0.00
95	Fire Fighting and Hydran System	2.1.1.9.9.18	0.00	0.00	0.00	0.00
96	Academic Building	2.1.1.9.9.19	0.00	0.00	0.00	100524890.00
97	Boys Hostel	2.1.1.9.9.20	0.00	0.00	0.00	13580019.10
98	Girls Hostel	2.1.1.9.9.21	0.00	0.00	0.00	13580997.20
99	Workshop	2.1.1.9.9.22	0.00	0.00	0.00	12743567.20
100	Medical Centre	2.1.1.9.9.23	0.00	0.00	0.00	8949422.00

101	Underground Tank	2.1.1.9.9.24	0.00	0.00	0.00	1800000.00
102	Bridge	2.1.1.9.9.25	0.00	7933319.00	7933319.00	0.00
103	Solar street lights	2.1.1.9.9.26	0.00	0.00	0.00	0.00
104	Landscaping	2.1.1.9.9.27	0.00	0.00	0.00	394910.10
105	Parking	2.1.1.9.9.28	0.00	0.00	0.00	0.00
106	CC TV & Wi-Fi/Sound system	2.1.1.9.9.29	0.00	0.00	0.00	33150.00
107	PMC	2.1.1.9.9.30	0.00	4108504.00	4108504.00	7395306.70
108	SECTOR- 2 (RESIDENTIAL AREA)	2.1.1.9.10	0.00	0.00	0.00	0.00
109	Topographical Survey	2.1.1.9.10.1	0.00	46800.00	46800.00	0.00
110	Soil Investigation Works	2.1.1.9.10.2	0.00	200000.00	200000.00	0.00
111	Architectural Design & Planning	2.1.1.9.10.3	0.00	2824268.00	2824268.00	2824268.45
112	Project Approval & Sanction	2.1.1.9.10.4	0.00	183600.00	183600.00	0.00
113	Detail Engineering & Tender Preparation	2.1.1.9.10.5	0.00	0.00	0.00	677824.43
114	Tendering & Award of Work	2.1.1.9.10.6	0.00	172800.00	172800.00	183600.00
115	Test for Water Quantity	2.1.1.9.10.7	0.00	35000.00	35000.00	0.00
116	Compound Wall	2.1.1.9.10.8	0.00	16581923.00	16581923.00	33163846.40
117	Earth Filling and Grading	2.1.1.9.10.9	0.00	0.00	0.00	1545450.00
118	Overhead Tank	2.1.1.9.10.10	0.00	4600000.00	4600000.00	4600000.00
119	Water Supply works	2.1.1.9.10.11	0.00	0.00	0.00	389629.20
120	External Water Treatment Plant	2.1.1.9.10.12	0.00	0.00	0.00	4229870.00
121	External Electrification works	2.1.1.9.10.13	0.00	0.00	0.00	991037.19
122	Roads	2.1.1.9.10.14	0.00	0.00	0.00	0.00
123	Drains	2.1.1.9.10.15	0.00	0.00	0.00	0.00
124	Culverts	2.1.1.9.10.16	0.00	0.00	0.00	0.00
125	Sewerage Treatment plant	2.1.1.9.10.17	0.00	0.00	0.00	0.00
126	Fire Fighting and Hydran System	2.1.1.9.10.18	0.00	0.00	0.00	0.00
127	Assistant Professor quarter	2.1.1.9.10.19	0.00	7239465.00	7239465.00	13922047.80
128	Associate Professor quarter	2.1.1.9.10.20	0.00	0.00	0.00	7886175.70
129	Director's quarter	2.1.1.9.10.21	0.00	0.00	0.00	9955094.00
130	Grade IV quarter	2.1.1.9.10.22	0.00	0.00	0.00	12210640.30
131	Registrar + Professor	2.1.1.9.10.23	0.00	0.00	0.00	12443313.00
132	Staff Quarter	2.1.1.9.10.24	0.00	0.00	0.00	12206254.30
133	Guest House	2.1.1.9.10.25	0.00	0.00	0.00	8949422.00
134	Solar street lights	2.1.1.9.10.26	0.00	0.00	0.00	0.00
135	Solar Power Plant	2.1.1.9.10.27	0.00	0.00	0.00	0.00
136	Bio-Diversity Park	2.1.1.9.10.28	0.00	0.00	0.00	0.00
137	Parking	2.1.1.9.10.29	0.00	0.00	0.00	0.00

138	CC TV & Wi-Fi/Sound system	2.1.1.9.10.30	0.00	0.00	0.00	63750.00
139	PMC	2.1.1.9.10.31	0.00	2259415.00	2259415.00	4066946.56
140	TOTAL OF DEVELOPMENT OF ASTU CAMPUS II		0.00	66,076,112.00	66,076,112.65	322,990,994.02

X. SEMINAR HALL & GUEST HOUSE BLOCK

SL No	HEAD OF ACCOUNTS	HEAD No	ACTUAL FOR 2021-2022 (In Rupees)	ESTIMATES FOR 2022-2023	REVISED ESTIMATES FOR 2022-2023	ESTIMATES FOR 2023-2024
	1	2	3	4	5	6
141	Furniture	2.1.1.10.1	0.00	1620000.00	1550000.00	1643000.00
142	Computer & EDP equipments	2.1.1.10.2	0.00	900000.00	850000.00	884000.00
143	Office Equipment	2.1.1.10.3	0.00	473000.00	450000.00	468000.00
144	Electrical Installations	2.1.1.10.4	0.00	683000.00	650000.00	676000.00
145	Air Conditioner	2.1.1.10.5	0.00	1103000.00	1050000.00	1092000.00
146	TOTAL OF SEMINAR HALL & GUEST HOUSE BLOCK		0.00	4,779,000.00	4,550,000.00	4,763,000.00

XI. CENTRAL EVALUATION BLOCK

SL No	HEAD OF ACCOUNTS	HEAD No	ACTUAL FOR 2021-2022 (In Rupees)	ESTIMATES FOR 2022-2023	REVISED ESTIMATES FOR 2022-2023	ESTIMATES FOR 2023-2024
	1	2	3	4	5	6
147	Computer & EDP equipments	2.1.1.11.1	0.00	1045000.00	1000000.00	1040000.00
148	Office Equipment	2.1.1.11.2	0.00	578000.00	550000.00	560000.00
149	Electrical Installations	2.1.1.11.3	0.00	662000.00	650000.00	657000.00
150	Air Conditioner	2.1.1.11.4	0.00	1220000.00	1150000.00	1175000.00
151	Furniture	2.1.1.11.5	0.00	1007000.00	950000.00	979000.00
152	TOTAL OF CENTRAL EVALUATION BLOCK		0.00	4,512,000.00	4,300,000.00	4,411,000.00

XII. EMERGENCY BLOCK

SL No	HEAD OF ACCOUNTS	HEAD No	ACTUAL FOR 2021-2022 (In Rupees)	ESTIMATES FOR 2022-2023	REVISED ESTIMATES FOR 2022-2023	ESTIMATES FOR 2023-2024
	1	2	3	4	5	6
153	Furniture	2.1.1.12.1	0.00	464000.00	450000.00	473000.00
154	Computer & EDP equipments	2.1.1.12.2	0.00	185000.00	155000.00	171000.00
155	Office Equipment	2.1.1.12.3	0.00	160000.00	145000.00	154000.00
156	Electrical Installations	2.1.1.12.4	0.00	122000.00	105000.00	111000.00
157	Air Conditioner	2.1.1.12.5	0.00	105000.00	90000.00	104000.00
158	TOTAL OF EMERGENCY BLOCK		0.00	1,036,000.00	945,000.00	1,013,000.00

XIII. CENTRAL LIBRARY SYSTEM

SL No	HEAD OF ACCOUNTS	HEAD No	ACTUAL FOR 2021-2022 (In Rupees)	ESTIMATES FOR 2022-2023	REVISED ESTIMATES FOR 2022-2023	ESTIMATES FOR 2023-2024
	1	2	3	4	5	6
159	Anti Plagiarism Software	2.1.1.13.1	0.00	345000.00	300000.00	330000.00
160	Books, newspaper & periodicals	2.1.1.13.2	0.00	2150000.00	2100000.00	2163000.00
161	Depreciation	2.1.1.13.3	40119.00	0.00	64190.00	38514.00
162	TOTAL OF CENTRAL LIBRARY SYSTEM		40,119.00	2,495,000.00	2,464,190.00	2,531,514.00

XIV. ENGINEERING DEPARTMENT

SL No	HEAD OF ACCOUNTS	HEAD No	ACTUAL FOR 2021-2022 (In Rupees)	ESTIMATES FOR 2022-2023	REVISED ESTIMATES FOR 2022-2023	ESTIMATES FOR 2023-2024
	1	2	3	4	5	6
163	Total Station	2.1.1.14.1	0.00	530000.00	500000.00	525000.00
164	TOTAL OF ENGINEERING DEPARTMENT		0.00	530,000.00	500,000.00	525,000.00

XV. CONSTRUCTION OF PLASMA PYROLYSIS PLANT

SL No	HEAD OF ACCOUNTS	HEAD No	ACTUAL FOR 2021-2022 (In Rupees)	ESTIMATES FOR 2022-2023	REVISED ESTIMATES FOR 2022-2023	ESTIMATES FOR 2023-2024
	1	2	3	4	5	6
165	Furniture	2.1.1.15.1	0.00	0.00	0.00	0.00
166	Maintenance and Repairs	2.1.1.15.2	14030.00	0.00	0.00	0.00
167	Depreciation	2.1.1.15.3	0.00	0.00	0.00	0.00
168	Lab Equipment's (Plasma Pyrolysis)	2.1.1.15.4	134138.00	0.00	0.00	0.00
169	TOTAL OF CONSTRUCTION OF PLASMA PYROLYSIS PLANT		148,168.00	0.00	0.00	0.00

XVI. Solar Power Plant

SL No	HEAD OF ACCOUNTS	HEAD No	ACTUAL FOR 2021-2022 (In Rupees)	ESTIMATES FOR 2022-2023	REVISED ESTIMATES FOR 2022-2023	ESTIMATES FOR 2023-2024
	1	2	3	4	5	6
170	Depreciation	2.1.1.16.1	334024.00	728000.00	200414.00	120249.00
171	TOTAL OF Solar Power Plant		334,024.00	728,000.00	200,414.00	120,249.00

SECTION B:: RECURRING ACCOUNT

I. GENERAL ADMINISTRATION

A. COMMON SERVICE

SL No	HEAD OF ACCOUNTS	HEAD No	ACTUAL FOR 2021-2022 (In Rupees)	ESTIMATES FOR 2022-2023	REVISED ESTIMATES FOR 2022-2023	ESTIMATES FOR 2023-2024
	1	2	3	4	5	6

172	Telecom and Internet connection	2.1.2.1.1.1	1792396.00	258000.00	1568000.00	1803000.00
173	Development of website & maintenance	2.1.2.1.1.2	938287.00	0.00	853500.00	956000.00
174	Website maintenance	2.1.2.1.1.3	0.00	0.00	0.00	0.00
175	Wages	2.1.2.1.1.4	0.00	0.00	0.00	0.00
176	Generator Fuel	2.1.2.1.1.5	42000.00	50700.00	87000.00	97400.00
177	Cleaning & Sanitation	2.1.2.1.1.6	0.00	135000.00	15000.00	18000.00
178	Cleaning Expenses	2.1.2.1.1.7	0.00	0.00	0.00	0.00
179	Maintenance & repair of motor vehicle, photocopier machine etc.	2.1.2.1.1.8	0.00	0.00	0.00	0.00
180	Legal charges	2.1.2.1.1.9	0.00	85000.00	0.00	0.00
181	Medical facility expenses	2.1.2.1.1.10	0.00	4000.00	0.00	0.00
182	Maintenance of computer/office equipment etc.	2.1.2.1.1.11	0.00	0.00	0.00	0.00
183	Maintenance of ASTU Internet system	2.1.2.1.1.12	0.00	0.00	0.00	0.00
184	Running Expenses of DG (Administrative) & other official capital set upset etc.	2.1.2.1.1.13	0.00	0.00	0.00	0.00
185	Outsourcing of security service for Academic Building	2.1.2.1.1.14	0.00	0.00	0.00	0.00
186	Outsourcing of security service for Administrative Building	2.1.2.1.1.15	0.00	0.00	0.00	0.00
187	Remuneration to CA firm	2.1.2.1.1.16	0.00	0.00	0.00	0.00
188	Remuneration to Technical Staff (PhD)	2.1.2.1.1.17	0.00	0.00	0.00	0.00
189	Misc. meeting expenses	2.1.2.1.1.18	81482.00	90000.00	185000.00	213000.00
190	Ceremonial and Functions/Annual Rituals	2.1.2.1.1.19	72233.00	4100.00	120000.00	138000.00
191	Advertisement & Publicity	2.1.2.1.1.20	116811.00	114000.00	265000.00	305000.00
192	Affiliation and Inspections (other than TA)	2.1.2.1.1.21	0.00	115000.00	0.00	0.00
193	Contingencies	2.1.2.1.1.22	0.00	21500.00	0.00	0.00
194	Seminars/Conference etc.	2.1.2.1.1.23	0.00	0.00	0.00	0.00
195	Postage & telegram	2.1.2.1.1.24	20309.00	36500.00	22000.00	26000.00
196	Inspection for PhD Programme	2.1.2.1.1.25	0.00	23000.00	0.00	0.00
197	Software & Computerization works	2.1.2.1.1.26	12744.00	26500.00	26000.00	29000.00
198	Uniform Expenses	2.1.2.1.1.27	0.00	68300.00	0.00	0.00
199	Outsourcing	2.1.2.1.1.28	5610.00	50000.00	4500.00	5400.00
200	Ex-Gratia	2.1.2.1.1.29	151000.00	255000.00	135000.00	155000.00
201	Gifts & Presents	2.1.2.1.1.30	0.00	10500.00	0.00	0.00
202	Renewal of UTM	2.1.2.1.1.31	0.00	292000.00	250000.00	275000.00
203	Lab Consumables	2.1.2.1.1.32	0.00	0.00	0.00	0.00
204	AMC (AC & DG Set)	2.1.2.1.1.33	18821.00	0.00	0.00	25000.00
205	AMC (Computer etc.)	2.1.2.1.1.34	15973.00	0.00	15500.00	19000.00
206	Legal and Professional fees	2.1.2.1.1.35	451000.00	978000.00	50000.00	600000.00

207	Remuneration	2.1.2.1.1.36	0.00	3350000.00	3488500.00	3663000.00
208	TOTAL OF COMMON SERVICE		3,718,666.00	5,967,100.00	7,085,000.00	8,327,800.00

II. EXPENDITURE UNDER CONSULTANCY SERVICES (CONDUCTION OF COMPETITIVE EXAMINATIONS) GIA FOR CONDUCTING RECRUITMENT EXAMINATION

SL No	HEAD OF ACCOUNTS	HEAD No	ACTUAL FOR 2021-2022 (In Rupees)	ESTIMATES FOR 2022-2023	REVISED ESTIMATES FOR 2022-2023	ESTIMATES FOR 2023-2024
	1	2	3	4	5	6
209	Pre Examination Cost (Asset)	2.1.2.2.1	0.00	0.00	0.00	0.00
210	Depreciation	2.1.2.2.2	0.00	0.00	0.00	0.00
211	Examination cost	2.1.2.2.3	0.00	0.00	0.00	0.00
212	Post Examination Cost	2.1.2.2.4	0.00	0.00	0.00	0.00
213	Administration Cost	2.1.2.2.5	0.00	0.00	0.00	0.00
214	Exam Project Recruitment Exp.	2.1.2.2.6	2507740.00	4400000.00	57000.00	487000.00
215	Bank charges (Project Consultancy)	2.1.2.2.7	13545.22	0.00	25000.00	27500.00
216	TOTAL OF EXPENDITURE UNDER CONSULTANCY SERVICES (CONDUCTION OF COMPETITIVE EXAMINATIONS) GIA FOR CONDUCTING RECRUITMENT EXAMINATION		2,521,285.22	4,400,000.00	82,000.00	514,500.00

III. TRAVELLING ALLOWANCE

SL No	HEAD OF ACCOUNTS	HEAD No	ACTUAL FOR 2021-2022 (In Rupees)	ESTIMATES FOR 2022-2023	REVISED ESTIMATES FOR 2022-2023	ESTIMATES FOR 2023-2024
	1	2	3	4	5	6
217	Members of the University authority and the bodies	2.1.2.3.1	0.00	110000.00	105000.00	108000.00
218	Officers and others	2.1.2.3.2	0.00	220000.00	220000.00	231000.00
219	Affiliation and inspections	2.1.2.3.3	0.00	228000.00	228000.00	235000.00
220	TOTAL OF TRAVELLING ALLOWANCE		0.00	558,000.00	553,000.00	574,000.00

IV. ELECTRIC SUPPLY SERVICE

SL No	HEAD OF ACCOUNTS	HEAD No	ACTUAL FOR 2021-2022 (In Rupees)	ESTIMATES FOR 2022-2023	REVISED ESTIMATES FOR 2022-2023	ESTIMATES FOR 2023-2024
	1	2	3	4	5	6
221	Salaries/Remuneration	2.1.2.4.1	0.00	84000.00	50000.00	53000.00
222	Cost of energy purchase/ electricity and water charges	2.1.2.4.2	858819.00	939000.00	235000.00	282000.00
223	Minor machinery and tools	2.1.2.4.3	0.00	80000.00	80000.00	83000.00
224	Depreciation	2.1.2.4.4	365658.00	402000.00	321525.00	289373.00
225	Maintenance and Repairs	2.1.2.4.5	145698.00	34100.00	17000.00	19600.00
226	Other charges	2.1.2.4.6	0.00	77300.00	77300.00	75000.00

227	Running expenses & maintenance of DG set (Academic & Classes)	2.1.2.4.7	27848.00	129500.00	18500.00	22000.00
228	TOTAL OF ELECTRIC SUPPLY SERVICE		1,398,023.00	1,745,900.00	799,325.00	823,973.00

V. WATER SUPPLY SERVICE

SL No	HEAD OF ACCOUNTS	HEAD No	ACTUAL FOR 2021-2022 (In Rupees)	ESTIMATES FOR 2022-2023	REVISED ESTIMATES FOR 2022-2023	ESTIMATES FOR 2023-2024
	1	2	3	4	5	6
229	Salaries/Remuneration	2.1.2.5.1	0.00	87500.00	87500.00	89000.00
230	University share of main water supply	2.1.2.5.2	0.00	97500.00	97500.00	99500.00
231	Minor machinery and tools	2.1.2.5.3	0.00	90000.00	90000.00	92000.00
232	Maintenance and Repairs	2.1.2.5.4	0.00	84000.00	84000.00	87000.00
233	Other charges	2.1.2.5.5	0.00	61000.00	61000.00	65000.00
234	TOTAL OF WATER SUPPLY SERVICE		0.00	420,000.00	420,000.00	432,500.00

VI. EXAMINATION SOFTWARE SYSTEM SERVICE

SL No	HEAD OF ACCOUNTS	HEAD No	ACTUAL FOR 2021-2022 (In Rupees)	ESTIMATES FOR 2022-2023	REVISED ESTIMATES FOR 2022-2023	ESTIMATES FOR 2023-2024
	1	2	3	4	5	6
235	Exam software	2.1.2.6.1	0.00	155000.00	132000.00	152000.00
236	Fees and fine	2.1.2.6.2	0.00	0.00	0.00	0.00
237	Minor machinery and tools	2.1.2.6.3	0.00	90000.00	75000.00	80000.00
238	Maintenance and Repairs	2.1.2.6.4	0.00	238000.00	220000.00	227000.00
239	Other charges	2.1.2.6.5	0.00	53000.00	45000.00	47000.00
240	Remuneration / Honorarium	2.1.2.6.6	0.00	0.00	0.00	0.00
241	TOTAL OF EXAMINATION SOFTWARE SYSTEM SERVICE		0.00	536,000.00	472,000.00	506,000.00

VII. PRINTING AND STATIONERY

SL No	HEAD OF ACCOUNTS	HEAD No	ACTUAL FOR 2021-2022 (In Rupees)	ESTIMATES FOR 2022-2023	REVISED ESTIMATES FOR 2022-2023	ESTIMATES FOR 2023-2024
	1	2	3	4	5	6
242	In-campus Department (General)	2.1.2.7.1	0.00	0.00	0.00	0.00
243	Administrative Department (General)	2.1.2.7.2	167319.00	64000.00	62500.00	75000.00
244	TOTAL OF PRINTING AND STATIONERY		167,319.00	64,000.00	62,500.00	75,000.00

VIII. RESEARCH PROGRAM

SL No	HEAD OF ACCOUNTS	HEAD No	ACTUAL FOR 2021-2022 (In Rupees)	ESTIMATES FOR 2022-2023	REVISED ESTIMATES FOR 2022-2023	ESTIMATES FOR 2023-2024
	1	2	3	4	5	6

245	Advertisement & Publicity	2.1.2.8.1	0.00	63000.00	63000.00	66000.00
246	Printing of study material	2.1.2.8.2	0.00	58000.00	58000.00	65000.00
247	Printing of Prospectus	2.1.2.8.3	0.00	57500.00	57500.00	60000.00
248	Honorarium to Visiting professors/Guest Faculty Members/Technical Expert	2.1.2.8.4	0.00	131000.00	131000.00	141500.00
249	Counselling expenses	2.1.2.8.5	0.00	59000.00	59000.00	61000.00
250	Confidential printing	2.1.2.8.6	0.00	58500.00	58500.00	62000.00
251	Conduction of Entrance examination	2.1.2.8.7	0.00	63000.00	63000.00	65000.00
252	Seminars/Conference etc.	2.1.2.8.8	0.00	115000.00	115000.00	120000.00
253	Contingencies	2.1.2.8.9	0.00	52000.00	52000.00	54000.00
254	PhD admission process	2.1.2.8.10	0.00	60000.00	267000.00	280000.00
255	PhD course expenditure	2.1.2.8.11	72000.00	129200.00	78000.00	82000.00
256	PhD course Remuneration	2.1.2.8.12	0.00	38000.00	0.00	0.00
257	Remuneration to Technical Staff (PhD)	2.1.2.8.13	0.00	13300.00	0.00	0.00
258	Remuneration for PhD Examiner	2.1.2.8.14	36000.00	38700.00	59000.00	61000.00
259	Books & Journals	2.1.2.8.15	0.00	371000.00	350000.00	364000.00
260	Inspection for PhD Programme leading to research	2.1.2.8.16	0.00	26500.00	0.00	0.00
261	PhD Viva Voce	2.1.2.8.17	0.00	0.00	15500.00	19000.00
262	TOTAL OF RESEARCH PROGRAM		108,000.00	1,333,700.00	1,426,500.00	1,500,500.00

IX. ENERGY ENGINEERING SYSTEMS (M.Tech in ENERGY ENGINEERING)

SL No	HEAD OF ACCOUNTS	HEAD No	ACTUAL FOR 2021-2022 (In Rupees)	ESTIMATES FOR 2022-2023	REVISED ESTIMATES FOR 2022-2023	ESTIMATES FOR 2023-2024
	1	2	3	4	5	6
263	Advertisement & Publicity	2.1.2.9.1	0.00	78000.00	75000.00	80000.00
264	Printing of study material	2.1.2.9.2	0.00	97500.00	93000.00	95000.00
265	Printing of Prospectus	2.1.2.9.3	0.00	98000.00	95000.00	97000.00
266	Printing of Registration forms	2.1.2.9.4	0.00	105000.00	90000.00	92000.00
267	Honorarium to Visiting professors/Guest Faculty Members/Technical Expert	2.1.2.9.5	0.00	225000.00	215000.00	224000.00
268	Counselling expenses	2.1.2.9.6	0.00	97000.00	92000.00	95000.00
269	Confidential printing	2.1.2.9.7	0.00	102000.00	95000.00	100000.00
270	Conduction of Entrance examination	2.1.2.9.8	0.00	66000.00	50000.00	54000.00
271	Seminars/Conference etc.	2.1.2.9.9	0.00	159000.00	145000.00	149000.00
272	Evaluation of paper	2.1.2.9.10	0.00	53500.00	48000.00	50400.00
273	TA & DA expenses	2.1.2.9.11	0.00	2500.00	2000.00	2300.00
274	Contingencies	2.1.2.9.12	0.00	54000.00	50000.00	52500.00
275	Salaries to Academic staff	2.1.2.9.13	0.00	0.00	0.00	0.00

276	Salaries to Supporting staff	2.1.2.9.14	0.00	0.00	0.00	0.00
277	Field work/Survey work/Lab	2.1.2.9.15	0.00	120000.00	100000.00	110000.00
278	Maintenance & other charges/Computer stationery	2.1.2.9.16	0.00	114000.00	95000.00	112000.00
279	Project work & students seminar	2.1.2.9.17	0.00	55000.00	45000.00	52000.00
280	Faculty Staff Training expenses	2.1.2.9.18	0.00	0.00	0.00	0.00
281	Supporting Staff Training expenses	2.1.2.9.19	0.00	48000.00	40000.00	42000.00
282	Maintenance of computer/office equipment etc.	2.1.2.9.20	0.00	63500.00	60000.00	63000.00
283	Remuneration to Examiners	2.1.2.9.21	0.00	58000.00	56000.00	59000.00
284	Printing of Identity Cards	2.1.2.9.22	0.00	0.00	0.00	0.00
285	Books and Journals	2.1.2.9.23	0.00	262000.00	250000.00	260000.00
286	M.Tech Thesis Evaluation	2.1.2.9.24	0.00	7000.00	0.00	5500.00
287	TOTAL OF ENERGY ENGINEERING SYSTEMS (M.Tech in ENERGY ENGINEERING)		0.00	1,865,000.00	1,696,000.00	1,794,700.00

X. PROPOSED POST GRADUATE IN-CAMPUS PROGRAM (AS PER E.C DECISION 3 MORE DEPTTS. ARE TO BE INTRODUCED)

SL No	HEAD OF ACCOUNTS	HEAD No	ACTUAL FOR 2021-2022 (In Rupees)	ESTIMATES FOR 2022-2023	REVISED ESTIMATES FOR 2022-2023	ESTIMATES FOR 2023-2024
	1	2	3	4	5	6
288	Advertisement & Publicity	2.1.2.10.1	0.00	112000.00	110000.00	100000.00
289	Printing of study material	2.1.2.10.2	0.00	63000.00	60000.00	55000.00
290	Printing of Prospectus	2.1.2.10.3	0.00	45000.00	40000.00	35000.00
291	Printing of Registration forms	2.1.2.10.4	0.00	43000.00	40000.00	37000.00
292	Honorarium to Visiting professors/Guest Faculty Members/Technical Expert	2.1.2.10.5	0.00	47700.00	45000.00	42000.00
293	Counselling expenses	2.1.2.10.6	0.00	37000.00	32000.00	30000.00
294	Confidential printing	2.1.2.10.7	0.00	63000.00	60000.00	65000.00
295	Conduction of Entrance examination	2.1.2.10.8	0.00	34500.00	30000.00	35000.00
296	Seminars/Conference etc.	2.1.2.10.9	0.00	103000.00	100000.00	90000.00
297	Evaluation of paper	2.1.2.10.10	0.00	0.00	0.00	0.00
298	TA & DA expenses	2.1.2.10.11	0.00	50000.00	40000.00	30000.00
299	Contingencies	2.1.2.10.12	0.00	44000.00	40000.00	36000.00
300	Salaries to Academic staff	2.1.2.10.13	0.00	0.00	0.00	0.00
301	Salaries to Supporting staff	2.1.2.10.14	0.00	0.00	0.00	0.00
302	Field work/Survey work/Lab	2.1.2.10.15	0.00	0.00	0.00	0.00
303	Maintenance & other charges/Computer stationery	2.1.2.10.16	0.00	0.00	0.00	0.00
304	Project work & students seminar	2.1.2.10.17	0.00	0.00	0.00	0.00
305	Faculty Staff Training expenses	2.1.2.10.18	0.00	0.00	0.00	0.00
306	Supporting Staff Training expenses	2.1.2.10.19	0.00	33600.00	31000.00	27000.00

307	Maintenance of computer/office equipment etc.	2.1.2.10.20	0.00	0.00	0.00	0.00
308	Remuneration to Examiners	2.1.2.10.21	0.00	0.00	0.00	0.00
309	Printing of Identity Cards	2.1.2.10.22	0.00	0.00	0.00	0.00
310	Books and Journals	2.1.2.10.23	0.00	227000.00	215000.00	202000.00
311	TOTAL OF PROPOSED POST GRADUATE IN-CAMPUS PROGRAM (AS PER E.C DECISION 3 MORE DEPTTS. ARE TO BE INTRODUCED)		0.00	902,800.00	843,000.00	784,000.00

XI. OTHER ACADEMIC AND ADMINISTRATIVE EXPENSES

SL No	HEAD OF ACCOUNTS	HEAD No	ACTUAL FOR 2021-2022 (In Rupees)	ESTIMATES FOR 2022-2023	REVISED ESTIMATES FOR 2022-2023	ESTIMATES FOR 2023-2024
	1	2	3	4	5	6
312	Convocation Expenses including scarves	2.1.2.11.1	0.00	0.00	5700000.00	4500000.00
313	Special lecture	2.1.2.11.2	0.00	40000.00	15000.00	20000.00
314	Delegation to All India Conference	2.1.2.11.3	0.00	53000.00	45000.00	47000.00
315	Memorial lecture	2.1.2.11.4	0.00	53000.00	42000.00	40000.00
316	Assistance for disability students of affiliated colleges	2.1.2.11.5	0.00	75000.00	60000.00	63000.00
317	Remuneration to enquiry officer	2.1.2.11.6	0.00	42000.00	0.00	0.00
318	VC's Discretionary Fund	2.1.2.11.7	0.00	235000.00	210000.00	220000.00
319	Contingencies reimbursement for VCs establishment	2.1.2.11.8	0.00	141000.00	210000.00	241500.00
320	Internal Audit Fee	2.1.2.11.9	0.00	33600.00	0.00	0.00
321	Staff welfare expenses	2.1.2.11.10	53582.00	70600.00	24000.00	29000.00
322	Staff recruitment expenses	2.1.2.11.11	0.00	0.00	4500.00	5400.00
323	Consultancy fee	2.1.2.11.12	20000.00	253000.00	100000.00	115000.00
324	Service charges NPS	2.1.2.11.13	4139.00	7200.00	2700.00	3200.00
325	Campus Security services	2.1.2.11.14	652344.00	643000.00	650000.00	670000.00
326	Modification & Development of Syllabus	2.1.2.11.15	0.00	190000.00	100000.00	108000.00
327	Processing Fees	2.1.2.11.16	0.00	36000.00	25000.00	29000.00
328	Universities Academic Promotion Exp.	2.1.2.11.17	0.00	115000.00	100000.00	115000.00
329	Remuneration (AISHE)	2.1.2.11.18	12000.00	30000.00	0.00	0.00
330	RTI Expenses	2.1.2.11.19	0.00	103500.00	90000.00	95000.00
331	Statutory Audit fee	2.1.2.11.20	96760.00	0.00	59000.00	71000.00
332	Remuneration to Expert for ERP	2.1.2.11.21	90000.00	0.00	0.00	0.00
333	TOTAL OF OTHER ACADEMIC AND ADMINISTRATIVE EXPENSES		928,825.00	2,120,900.00	7,437,200.00	6,372,100.00

XII. COLLABORATION FOR PROJECT COST CURTIN UNIVERSITY (Govt. of Assam Letter No.: PMA(H) 66/2014/20 dated: 23rd July'2014) [Agreement executed on 11th December,2014]. (Quotation No.:CON-SE-FOE-SH-53416-1 dated: 11/12/2014)

SL No	HEAD OF ACCOUNTS	HEAD No	ACTUAL FOR 2021-2022 (In Rupees)	ESTIMATES FOR 2022-2023	REVISED ESTIMATES FOR 2022-2023	ESTIMATES FOR 2023-2024
	1	2	3	4	5	6
334	Travelling Expenses	2.1.2.12.1	0.00	80000.00	80000.00	0.00
335	Collaboration for project	2.1.2.12.2	0.00	0.00	0.00	0.00
336	Misc. Expenditure	2.1.2.12.3	0.00	80000.00	80000.00	0.00
337	International Education Experience of ASTU Academic and Technical staff	2.1.2.12.4	898247.00	0.00	0.00	0.00
338	TOTAL OF COLLABORATION FOR PROJECT COST CURTIN UNIVERSITY (Govt. of Assam Letter No.: PMA(H) 66/2014/20 dated: 23rd July'2014) [Agreement executed on 11th December,2014] {Quotation No.:CON-SE-FOE-SH-53416-1 dated: 11/12/2014}		898,247.00	160,000.00	160,000.00	0.00

XIII. MISCELLANEOUS

SL No	HEAD OF ACCOUNTS	HEAD No	ACTUAL FOR 2021-2022 (In Rupees)	ESTIMATES FOR 2022-2023	REVISED ESTIMATES FOR 2022-2023	ESTIMATES FOR 2023-2024
	1	2	3	4	5	6
339	Membership subscription for AICTE/UGC/AIU etc.	2.1.2.13.1	0.00	110000.00	0.00	0.00
340	Annual Membership fees	2.1.2.13.2	59000.00	65000.00	59000.00	59000.00
341	Furniture repair	2.1.2.13.3	0.00	0.00	0.00	0.00
342	Bank charges (GENERAL)	2.1.2.13.4	5929.50	5700.00	3500.00	4200.00
343	Bank charges (NPS A/C)	2.1.2.13.5	265.50	300.00	100.00	130.00
344	Bank charges (RBF A/C)	2.1.2.13.6	0.00	250.00	100.00	120.00
345	Bank charges (PFMS)	2.1.2.13.7	0.00	200.00	50.00	110.00
346	Bank charges (CEE)	2.1.2.13.8	0.00	7200.00	15000.00	18000.00
347	Kitchen Utensils	2.1.2.13.9	910.00	0.00	7000.00	8000.00
348	Honorarium Fee	2.1.2.13.10	1307000.00	52500.00	600000.00	720000.00
349	Rent, Rates & Taxes	2.1.2.13.11	0.00	0.00	0.00	0.00
350	Repairs & maintenance (VCs Bungalow)	2.1.2.13.12	0.00	115000.00	100000.00	105000.00
351	Misc. repairs & maintenance	2.1.2.13.13	35803.00	100700.00	7000.00	10500.00
352	Seminar, Symposium & Workshop (Non Academic)	2.1.2.13.14	284502.00	115000.00	3000.00	10000.00
353	Shifting charges	2.1.2.13.15	0.00	0.00	0.00	0.00
354	Labour charge	2.1.2.13.16	59345.00	34500.00	22000.00	27500.00
355	Assets of small value	2.1.2.13.17	61013.00	16200.00	80000.00	85000.00
356	Beautification of campus	2.1.2.13.18	50972.00	345000.00	20000.00	24000.00
357	Celebration of Women's day etc.	2.1.2.13.19	0.00	45000.00	15000.00	16200.00
358	Inauguration Ceremony	2.1.2.13.20	0.00	0.00	0.00	0.00
359	Misc.Computer & Peripherals	2.1.2.13.21	16499.00	40000.00	80500.00	87000.00

360	Misc. Electricity repairs and maintenance	2.1.2.13.22	0.00	19000.00	75000.00	80000.00
361	Misc. Fees and Fines	2.1.2.13.23	6.00	5500.00	5500.00	5900.00
362	Office Infrastructure development	2.1.2.13.24	0.00	10500.00	4500.00	5200.00
363	Outreach activities	2.1.2.13.25	0.00	100000.00	50000.00	54000.00
364	Travelling & Conveyance	2.1.2.13.26	104394.00	35000.00	230000.00	250000.00
365	Prize/Incentive in competition tournament	2.1.2.13.27	5800.00	0.00	0.00	2500.00
366	Video Conference Subscription	2.1.2.13.28	187650.00	550000.00	100000.00	115000.00
367	Donation	2.1.2.13.29	0.00	75000.00	12000.00	15000.00
368	Remuneration for Short Term Employee	2.1.2.13.30	1240600.00	0.00	0.00	0.00
369	Special Duty Allowance	2.1.2.13.31	72000.00	68000.00	42000.00	50000.00
370	Repairs & Maintenance - Others	2.1.2.13.32	1785.00	0.00	3800.00	4370.00
371	Loss on stolen assets	2.1.2.13.33	11999.00	0.00	0.00	0.00
372	TOTAL OF MISCELLANEOUS		3,505,473.00	1,915,550.00	1,535,050.00	1,756,730.00

XIV. SEMINAR HALL & GUEST HOUSE BLOCK

SL No	HEAD OF ACCOUNTS	HEAD No	ACTUAL FOR 2021-2022 (In Rupees)	ESTIMATES FOR 2022-2023	REVISED ESTIMATES FOR 2022-2023	ESTIMATES FOR 2023-2024
	1	2	3	4	5	6
373	Salaries/Remuneration	2.1.2.14.1	0.00	232000.00	215000.00	226000.00
374	Electricity & water charges	2.1.2.14.2	0.00	85000.00	65000.00	70000.00
375	Security	2.1.2.14.3	0.00	65000.00	50000.00	55000.00
376	Cleaning & Sanitation	2.1.2.14.4	0.00	85000.00	55000.00	58000.00
377	Telephone & Internet Connection	2.1.2.14.5	0.00	96000.00	75000.00	80000.00
378	Printing & stationary	2.1.2.14.6	0.00	105000.00	80000.00	83000.00
379	Staff welfare expenses	2.1.2.14.7	0.00	85000.00	45000.00	50000.00
380	TOTAL OF SEMINAR HALL & GUEST HOUSE BLOCK		0.00	753,000.00	585,000.00	622,000.00

XV. CENTRAL EVALUATION BLOCK

SL No	HEAD OF ACCOUNTS	HEAD No	ACTUAL FOR 2021-2022 (In Rupees)	ESTIMATES FOR 2022-2023	REVISED ESTIMATES FOR 2022-2023	ESTIMATES FOR 2023-2024
	1	2	3	4	5	6
381	Salaries/Remuneration	2.1.2.15.1	0.00	500000.00	350000.00	385000.00
382	Electricity & water charges	2.1.2.15.2	0.00	53000.00	40000.00	50000.00
383	Security	2.1.2.15.3	0.00	85000.00	55000.00	60000.00
384	Cleaning & Sanitation	2.1.2.15.4	0.00	105000.00	65000.00	67000.00
385	Telephone & Internet Connection	2.1.2.15.5	0.00	105000.00	75000.00	78000.00
386	Printing & stationary	2.1.2.15.6	0.00	105000.00	85000.00	88000.00

387	Staff welfare expenses	2.1.2.15.7	0.00	57500.00	46000.00	48000.00
388	TOTAL OF CENTRAL EVALUATION BLOCK		0.00	1,010,500.00	716,000.00	776,000.00

XVI. EMERGENCY BLOCK

SL No	HEAD OF ACCOUNTS	HEAD No	ACTUAL FOR 2021-2022 (In Rupees)	ESTIMATES FOR 2022-2023	REVISED ESTIMATES FOR 2022-2023	ESTIMATES FOR 2023-2024
	1	2	3	4	5	6
389	Salaries/Remuneration	2.1.2.16.1	0.00	110000.00	100000.00	110000.00
390	Electricity & water charges	2.1.2.16.2	0.00	25000.00	22000.00	25000.00
391	Security	2.1.2.16.3	0.00	40000.00	25000.00	27000.00
392	Cleaning & Sanitation	2.1.2.16.4	0.00	78000.00	55000.00	58000.00
393	Telephone & Internet Connection	2.1.2.16.5	0.00	36000.00	30000.00	33000.00
394	Printing & stationary	2.1.2.16.6	0.00	32500.00	25500.00	27000.00
395	Staff welfare expenses	2.1.2.16.7	0.00	33000.00	26000.00	27000.00
396	TOTAL OF EMERGENCY BLOCK		0.00	354,500.00	283,500.00	307,000.00

XVII. RESEARCH REFERENCE LIBRARY

SL No	HEAD OF ACCOUNTS	HEAD No	ACTUAL FOR 2021-2022 (In Rupees)	ESTIMATES FOR 2022-2023	REVISED ESTIMATES FOR 2022-2023	ESTIMATES FOR 2023-2024
	1	2	3	4	5	6
397	Consumables, Server and Software	2.1.2.17.1	0.00	410000.00	410000.00	435000.00
398	Library collection	2.1.2.17.2	0.00	5000000.00	5000000.00	5100000.00
399	TOTAL OF RESEARCH REFERENCE LIBRARY		0.00	5,410,000.00	5,410,000.00	5,535,000.00

PART -II: SECTION A- INFRASTRUCTURE (NON RECURRING EXPENDITURE)

SL No	HEAD OF ACCOUNTS	HEAD No	ACTUAL FOR 2021-2022 (In Rupees)	ESTIMATES FOR 2022-2023	REVISED ESTIMATES FOR 2022-2023	ESTIMATES FOR 2023-2024
	1	2	3	4	5	6
1	TOTAL A I CONSTRUCTION WORKS	2.1.1.1	21399175.00	35395104.00	33405697.00	33069595.00
2	TOTAL A II FURNITURE	2.1.1.2	854668.00	3341140.00	2238980.00	2340382.00
3	TOTAL A III OFFICE EQUIPMENT	2.1.1.3	671975.00	4719500.00	4306088.00	4407650.00
4	TOTAL A IV MINOR LABORATORY EQUIPMENT/PhD Class	2.1.1.4	977576.00	6580000.00	7295587.00	7346124.00
5	TOTAL A V BOOKS AND JOURNALS	2.1.1.5	32715.00	29000.00	68500.00	82000.00
6	TOTAL A VI OFFICE VEHICLE	2.1.1.6	401334.00	2653300.00	2185510.00	2276674.00
7	TOTAL A VII COMPUTER & EDP EQUIPMENT'S	2.1.1.7	938140.00	20277500.00	17941099.00	18548160.00
8	TOTAL A VIII AIR CONDITION & ACCESSORIES	2.1.1.8	223180.00	931100.00	864011.00	949235.00

9	TOTAL A IX DEVELOPMENT OF ASTU CAMPUS II	2.1.1.9	0.00	66076112.00	66076112.65	322990994.02
10	TOTAL A X SEMINAR HALL & GUEST HOUSE BLOCK	2.1.1.10	0.00	4779000.00	4550000.00	4763000.00
11	TOTAL A XI CENTRAL EVALUATION BLOCK	2.1.1.11	0.00	4512000.00	4300000.00	4411000.00
12	TOTAL A XII EMERGENCY BLOCK	2.1.1.12	0.00	1036000.00	945000.00	1013000.00
13	TOTAL A XIII CENTRAL LIBRARY SYSTEM	2.1.1.13	40119.00	2495000.00	2464190.00	2531514.00
14	TOTAL A XIV ENGINEERING DEPARTMENT	2.1.1.14	0.00	530000.00	500000.00	525000.00
15	TOTAL A XV CONSTRUCTION OF PLASMA PYROLYSIS PLANT	2.1.1.15	148168.00	0.00	0.00	0.00
16	TOTAL A XVI Solar Power Plant	2.1.1.16	334024.00	728000.00	200414.00	120249.00
17	TOTAL		26,021,074.00	154,082,756.00	147,341,188.65	405,374,577.02

PART -II: SECTION B- INFRASTRUCTURE (RECURRING EXPENDITURE)

SL No	HEAD OF ACCOUNTS	HEAD No	ACTUAL FOR 2021-2022 (In Rupees)	ESTIMATES FOR 2022-2023	REVISED ESTIMATES FOR 2022-2023	ESTIMATES FOR 2023-2024
	1	2	3	4	5	6
18	TOTAL B I GENERAL ADMINISTRATION(A COMMON SERVICE)	2.1.2.1	3718666.00	5967100.00	7085000.00	8327800.00
19	TOTAL B II EXPENDITURE UNDER CONSULTANCY SERVICES (CONDUCTION OF COMPETITIVE EXAMINATIONS) GIA FOR CONDUCTING RECRUITMENT EXAMINATION	2.1.2.2	2521285.22	4400000.00	82000.00	514500.00
20	TOTAL B III TRAVELLING ALLOWANCE	2.1.2.3	0.00	558000.00	553000.00	574000.00
21	TOTAL B IV ELECTRIC SUPPLY SERVICE	2.1.2.4	1398023.00	1745900.00	799325.00	823973.00
22	TOTAL B V WATER SUPPLY SERVICE	2.1.2.5	0.00	420000.00	420000.00	432500.00
23	TOTAL B VI EXAMINATION SOFTWARE SYSTEM SERVICE	2.1.2.6	0.00	536000.00	472000.00	506000.00
24	TOTAL B VII PRINTING AND STATIONERY	2.1.2.7	167319.00	64000.00	62500.00	75000.00
25	TOTAL B VIII RESEARCH PROGRAM	2.1.2.8	108000.00	1333700.00	1426500.00	1500500.00
26	TOTAL B IX ENERGY ENGINEERING SYSTEMS (M.Tech in ENERGY ENGINEERING)	2.1.2.9	0.00	1865000.00	1696000.00	1794700.00
27	TOTAL B X PROPOSED POST GRADUATE IN-CAMPUS PROGRAM (AS PER E.C DECISION 3 MORE DEPTTS. ARE TO BE INTRODUCED)	2.1.2.10	0.00	902800.00	843000.00	784000.00
28	TOTAL B XI OTHER ACADEMIC AND ADMINISTRATIVE EXPENSES	2.1.2.11	928825.00	2120900.00	7437200.00	6372100.00
29	TOTAL B XII COLLABORATION FOR PROJECT COST CURTIN UNIVERSITY (Govt. of Assam Letter No.: PMA(H) 66/2014/20 dated: 23rd July'2014) [Agreement executed on 11th December,2014] {Quotation No.:CON-SE-FOE-SH-53416-1 dated: 11/12/2014}	2.1.2.12	898247.00	160000.00	160000.00	0.00
30	TOTAL B XIII MISCELLANEOUS	2.1.2.13	3505473.00	1915550.00	1535050.00	1756730.00

31	TOTAL B XIV SEMINAR HALL & GUEST HOUSE BLOCK	2.1.2.14	0.00	753000.00	585000.00	622000.00
32	TOTAL B XV CENTRAL EVALUATION BLOCK	2.1.2.15	0.00	1010500.00	716000.00	776000.00
33	TOTAL B XVI EMERGENCY BLOCK	2.1.2.16	0.00	354500.00	283500.00	307000.00
34	TOTAL B XVII RESEARCH REFERENCE LIBRARY	2.1.2.17	0.00	5410000.00	5410000.00	5535000.00
35	TOTAL		13,245,838.22	29,516,950.00	29,566,075.00	30,701,803.00

SL No	HEAD OF ACCOUNTS	HEAD No	ACTUAL FOR 2021-2022 (In Rupees)	ESTIMATES FOR 2022-2023	REVISED ESTIMATES FOR 2022-2023	ESTIMATES FOR 2023-2024
	1	2	3	4	5	6
36	TOTAL PART -II SECTION A		26,021,074.00	154,082,756.00	147,341,188.65	405,374,577.02
37	TOTAL PART -II SECTION B		13,245,838.22	29,516,950.00	29,566,075.00	30,701,803.00
38	TOTAL PART -II (SECTION A+ SECTION B)		39,266,912.22	183,599,706.00	176,907,263.65	436,076,380.02

PART-III:: EARMARKED (SPECIAL) FUND

RECEIPT (Part-III Earmarked (Sp) Fund)						
SL No	HEAD OF ACCOUNTS	HEAD No	ACTUAL FOR 2021-2022 (In Rupees)	ESTIMATES FOR 2022-2023	REVISED ESTIMATES FOR 2022-2023	ESTIMATES FOR 2023-2024
	1	2	3	4	5	6
1	EARMARKED (SPECIAL) FUND	3				
2	AICTE FDP FUND	3.1	0.00	0.00	0.00	0.00
3	INSPIRE FELLOWSHIP FUND	3.2	0.00	0.00	915460.00	1297443.00
4	NSS FUND	3.3	0.00	475000.00	475000.00	0.00
5	GAINER	3.4	0.00	2200000.00	2200000.00	2238023.00
6	NEC	3.5	0.00	400000.00	400000.00	600000.00
7	AICTE TBW (Technical Book Translation)	3.6	0.00	0.00	0.00	5000000.00
8	TOTAL RECEIPT OF EARMARKED (SPECIAL) FUND		0.00	3,075,000.00	3,990,460.00	9,135,466.00

EXPENDITURE (Part-III: Earmarked (Sp) Fund)

SL No	HEAD OF ACCOUNTS	HEAD No	ACTUAL FOR 2021-2022 (In Rupees)	ESTIMATES FOR 2022-2023	REVISED ESTIMATES FOR 2022-2023	ESTIMATES FOR 2023-2024
	1	2	3	4	5	6
1	EARMARKED (SPECIAL) FUND	3				
2	AICTE FDP Expenses	3.1	0.00	0.00	0.00	0.00
3	INSPIRE FELLOWSHIP Expenses	3.2	0.00	780120.00	465100.00	1297443.00
4	NSS Expenses	3.3	0.00	638600.00	156160.00	0.00
5	GAINER Expenses	3.4	0.00	0.00	21282.50	2200000.00
6	NEC Expenses	3.5	0.00	256715.00	188500.00	600000.00
7	AICTE TBW (Technical Book Translation)	3.6	0.00	0.00	0.00	5000000.00
8	TOTAL EXPENDITURE OF EARMARKED (SPECIAL) FUND		0.00	1,675,435.00	831,042.50	9,097,443.00

PART-IV
DEBTS: DEPOSITS & ADVANCES

ABSTRACT
PART-IV Debts Deposits & Advances

SL Ref No	HEAD OF ACCOUNTS	ACTUAL FOR 2021-2022 (In Rupees)	ESTIMATES FOR 2022-2023	REVISED ESTIMATES FOR 2022-2023	ESTIMATES FOR 2023-2024
	1	3	4	5	6
88	RECEIPTS	34199910.00	14878000.00	36431500.00	42697322.00
154	EXPENDITURE	31164884.00	29743650.00	57134303.00	40893280.00
88-154	DEFICIT/ SURPLUS	3,035,026.00	-14,865,650.00	-20,702,803.00	1,804,042.00

FINANCIAL ESTIMATES FOR THE YEAR 2023-2024

PART-IV:: Debts: Deposits & Advances

RECEIPT (PART-IV Debts: Deposits & Advances)						
SL No	HEAD OF ACCOUNTS	HEAD No	ACTUAL FOR 2021-2022 (In Rupees)	ESTIMATES FOR 2022-2023	REVISED ESTIMATES FOR 2022-2023	ESTIMATES FOR 2023-2024
	1	2	3	4	5	6
1	ADVANCES	4.1				
2	Advance for Annual Rituals	4.1.1	0.00	0.00	35000.00	38500.00
3	Advance for Seminar, Symposium etc.	4.1.2	0.00	0.00	0.00	0.00
4	Advance for University Academic Promotion	4.1.3	0.00	0.00	0.00	0.00
5	Advance Internal Audit Fees	4.1.4	0.00	0.00	0.00	0.00
6	Advance TA (Curtin University)	4.1.5	0.00	0.00	0.00	0.00
7	Advance to Construction work	4.1.6	0.00	0.00	0.00	0.00
8	Advance to Staff	4.1.7	502039.00	539000.00	750000.00	825000.00
9	Advance Inauguration Ceremony	4.1.8	0.00	0.00	0.00	0.00
10	Advance Misc. repairs etc.	4.1.9	0.00	0.00	0.00	0.00
11	Advance Repairs & maintenance VC's Bungalow	4.1.10	0.00	0.00	0.00	0.00
12	Advance Cleaning & Sweeping	4.1.11	0.00	0.00	0.00	0.00
13	Advance Exam Center Expenses	4.1.12	3859156.00	1210000.00	2250000.00	2475000.00
14	Advance National Science Day	4.1.13	35000.00	0.00	0.00	0.00
15	Advance for International travel	4.1.14	0.00	0.00	0.00	0.00
16	Advance for staff recruitment	4.1.15	0.00	0.00	0.00	0.00
17	Advance for VC's Contingency	4.1.16	0.00	0.00	0.00	0.00
18	Advance Others	4.1.17	294480.00	554000.00	0.00	0.00
19	Advance for workshop fees/Laboratory fees	4.1.18	0.00	0.00	0.00	0.00
20	Advance for printing and stationery	4.1.19	0.00	0.00	0.00	0.00
21	Advance Land & Building (APWD)	4.1.20	0.00	0.00	0.00	0.00
22	Advance International Education Exp. for ASTU staff by CU (Tour I)	4.1.21	0.00	0.00	0.00	0.00
23	Advance International Education Exp. for ASTU staff by CU (Tour II)	4.1.22	0.00	0.00	0.00	0.00
24	Advance for recruitment test	4.1.23	0.00	0.00	0.00	0.00
25	Advance for website maintenance	4.1.24	0.00	0.00	0.00	0.00
26	Advance Salary and Remuneration	4.1.25	0.00	0.00	0.00	0.00
27	Advance for CEE Examination	4.1.26	40000.00	212000.00	212000.00	60000.00
28	Advance for Outreach Programme	4.1.27	0.00	0.00	0.00	0.00
29	Advance Student and Cultural meet	4.1.28	0.00	243000.00	72000.00	80000.00
30	Advance TA & DA	4.1.29	0.00	49500.00	0.00	5500.00

31	Advance for TEQIP	4.1.30	0.00	231000.00	0.00	0.00
32	Advance for Lab Consumables	4.1.31	0.00	0.00	0.00	0.00
33	Advance Lab Consumables	4.1.32	0.00	0.00	0.00	0.00
34	Advance Student and Cultural Event	4.1.33	0.00	420000.00	70000.00	75000.00
35	Advance TA & Conveyance	4.1.34	0.00	0.00	6000.00	6600.00
36	Advance Travelling & Conveyance	4.1.35	20000.00	37500.00	0.00	0.00
37	Adv. Exam Project Recruitment Expenditure	4.1.36	0.00	0.00	0.00	0.00
38	Advance for Plasma Pyrolysis Plant	4.1.37	0.00	0.00	18914.00	20000.00
39	Exam Centre Exp. receivable	4.1.38	180.00	0.00	15000.00	15750.00
40	Exam Project Recruitment Test receivable	4.1.39	1080000.00	1942500.00	1436000.00	1500000.00
41	Fees Receivable	4.1.40	200.00	0.00	70000.00	73500.00
42	Interest on Investment Accrued	4.1.41	0.00	0.00	35000.00	39000.00
43	Receivable	4.1.42	0.00	0.00	0.00	0.00
44	Receivable from General Account	4.1.43	0.00	0.00	10875650.00	10875650.00
45	Receivable from NPS Account	4.1.44	0.00	0.00	0.00	0.00
46	Transfer to SBI General A/c	4.1.45	0.00	0.00	0.00	0.00
47	Receivable from Exam account	4.1.46	0.00	0.00	245673.00	245673.00
48	Receivable from TBW account	4.1.47	0.00	0.00	4999.00	4999.00
49	Advance for Inspection for Affiliation	4.1.48	0.00	0.00	5000.00	5250.00
50	Remuneration Receivable	4.1.49	0.00	0.00	1800.00	2000.00
51	Advance for Labour Payment	4.1.50	0.00	0.00	0.00	0.00
52	Electricity Bill Receivable	4.1.51	25185.00	0.00	0.00	0.00
53	Adv. Beautification of Campus	4.1.52	12280.00	0.00	0.00	0.00
54	TOTAL OF ADVANCES		5,868,520.00	5,438,500.00	16,103,036.00	16,347,422.00
55	DEPOSITS	4.2				
56	Publication Security deposit	4.2.1	0.00	0.00	0.00	0.00
57	Service Security deposit	4.2.2	0.00	0.00	0.00	0.00
58	Sale proceeds of Question bank	4.2.3	0.00	0.00	0.00	0.00
59	Security deposit	4.2.4	935651.00	887000.00	769000.00	884000.00
60	Earnest Money Deposit	4.2.5	275000.00	495000.00	1000000.00	1050000.00
61	TOTAL OF DEPOSITS		1,210,651.00	1,382,000.00	1,769,000.00	1,934,000.00
62	TDS & OTHER CURRENT LIABILITIES	4.3				
63	CPF Employees contribution	4.3.1	0.00	0.00	0.00	0.00
64	GPF & GIS	4.3.2	70700.00	78000.00	70000.00	80400.00
65	Income Tax refund	4.3.3	0.00	0.00	1387.22	0.00
66	Land & Building payable	4.3.4	0.00	0.00	0.00	0.00
67	NPS Employer Contribution payable	4.3.5	0.00	0.00	54000.00	62000.00

68	NPS Employee Contribution payable	4.3.6	0.00	0.00	0.00	0.00
69	RBF Subscription	4.3.7	323570.00	386000.00	490000.00	539000.00
70	TDS Legal and Professional	4.3.8	254745.00	153500.00	175000.00	192500.00
71	TDS (Other than contractors)	4.3.9	0.00	0.00	0.00	0.00
72	TDS P.Tax	4.3.10	92212.00	134600.00	104934.00	114000.00
73	TDS - Professional /Technical	4.3.11	0.00	0.00	0.00	0.00
74	Other Deductions	4.3.12	2200.00	2400.00	87200.00	96000.00
75	Salary & Remuneration payable	4.3.13	0.00	0.00	30.00	0.00
76	TDS Contractors	4.3.14	674419.00	775000.00	724000.00	796000.00
77	TDS (GST)	4.3.15	702006.00	542000.00	1230000.00	1353000.00
78	TDS Others	4.3.16	489215.00	575000.00	480000.00	528000.00
79	TDS Salary	4.3.17	2558446.00	2625000.00	3895000.00	4285000.00
80	TEQIP Exp.	4.3.18	279354.00	450000.00	0.00	0.00
81	Medical Claim Reimbursement	4.3.19	384815.00	680000.00	245000.00	270000.00
82	Donation to AAN COVID 19 EE SHARE	4.3.20	55198.00	0.00	0.00	0.00
83	NPS Employees Subscription payable	4.3.21	1385531.00	1656000.00	1745000.00	1920000.00
84	Printing & stationary payable	4.3.22	11328.00	0.00	0.00	0.00
85	Payable to Exam A/C	4.3.23	0.00	0.00	6787912.78	6800000.00
86	Fund Received from GoA as Capital nature	4.3.24	19800000.00	0.00	2470000.00	7380000.00
87	TOTAL OF TDS & OTHER CURRENT LIABILITIES		27,083,739.00	8,057,500.00	18,559,464.00	24,415,900.00
88	TOTAL REVENUE FUND RECEIPT		34,162,910.00	14,878,000.00	36,431,500.00	42,697,322.00

EXPENDITURE (PART-IV Debts: Deposits & Advances)

SL No	HEAD OF ACCOUNTS	HEAD No	ACTUAL FOR 2021-2022 (In Rupees)	ESTIMATES FOR 2022-2023	REVISED ESTIMATES FOR 2022-2023	ESTIMATES FOR 2023-2024
	1	2	3	4	5	6
1	ADVANCES	4.1				
2	Advance for Annual Rituals	4.1.1	0.00	0.00	35000.00	37000.00
3	Advance for Seminar, Symposium etc.	4.1.2	0.00	0.00	0.00	0.00
4	Advance for University Academic Promotion	4.1.3	0.00	0.00	0.00	0.00
5	Advance Internal Audit Fees	4.1.4	0.00	0.00	0.00	0.00
6	Advance TA (Curtin University)	4.1.5	0.00	0.00	0.00	0.00
7	Advance to Construction work	4.1.6	0.00	0.00	0.00	0.00
8	Advance to Staff	4.1.7	600552.00	242000.00	762000.00	800000.00
9	Advance Inauguration Ceremony	4.1.8	0.00	0.00	0.00	0.00
10	Advance Misc. repairs etc.	4.1.9	0.00	0.00	0.00	0.00
11	Advance Repairs & Maintenance VC's Bungalow	4.1.10	0.00	0.00	0.00	0.00
12	Advance Cleaning and Sweeping	4.1.11	0.00	0.00	0.00	0.00
13	Advance Exam Center Expenses	4.1.12	913465.00	2142000.00	1175000.00	940000.00
14	Advance National Science Day	4.1.13	35000.00	0.00	0.00	0.00
15	Advance for International Travel	4.1.14	0.00	0.00	0.00	0.00
16	Advance for staff recruitment	4.1.15	0.00	0.00	0.00	0.00
17	Advance for VC's contingency	4.1.16	0.00	0.00	0.00	0.00
18	Advance Others	4.1.17	0.00	535700.00	1000.00	1500.00
19	Advance for Workshop fees/Laboratory fees	4.1.18	0.00	0.00	0.00	0.00
20	Advance for Printing and stationery	4.1.19	0.00	0.00	0.00	0.00
21	Advance Land & Building (APWD)	4.1.20	0.00	0.00	0.00	0.00
22	Advance International Education Exp. for ASTU staff by CU (Tour I)	4.1.21	0.00	0.00	0.00	0.00
23	Advance International Education Exp. for ASTU staff by CU (Tour II)	4.1.22	0.00	0.00	0.00	0.00
24	Advance for recruitment test	4.1.23	0.00	57500.00	0.00	0.00
25	Advance for website maintenance	4.1.24	0.00	0.00	0.00	0.00
26	Advance Salary & Remuneration	4.1.25	0.00	0.00	0.00	0.00
27	Advance for CEE Examination	4.1.26	40000.00	158000.00	0.00	15000.00
28	Advance for outreach programme	4.1.27	0.00	0.00	0.00	0.00
29	Advance Student and Cultural meet	4.1.28	27910.00	0.00	40000.00	48000.00
30	Advance TA & DA	4.1.29	0.00	0.00	0.00	0.00
31	Advance for TEQIP	4.1.30	0.00	183000.00	0.00	0.00

32	Advance for Consultancy	4.1.31	0.00	58000.00	0.00	0.00
33	Advance for Lab Consumables	4.1.32	0.00	0.00	0.00	0.00
34	Advance Lab Consumables	4.1.33	0.00	0.00	0.00	0.00
35	Advance Student & Cultural event	4.1.34	0.00	0.00	10000.00	15000.00
36	Advance TA & Conveyance	4.1.35	0.00	0.00	5500.00	6000.00
37	Advance Travelling & Conveyance	4.1.36	0.00	0.00	0.00	0.00
38	Advance Beautification of campus	4.1.37	12280.00	0.00	0.00	0.00
39	Adv. Telephone Data Card	4.1.38	0.00	0.00	0.00	0.00
40	Adv. Exam Project Recruitment Expenditure	4.1.39	0.00	0.00	0.00	0.00
41	Advance for Plasma Pyrolysis Plant	4.1.40	25864.00	12500.00	0.00	0.00
42	Exam Centre Exp. receivable	4.1.41	0.00	0.00	0.00	0.00
43	Fees Receivable	4.1.42	75600.00	136000.00	0.00	0.00
44	Prepaid Insurance	4.1.43	1829589.00	0.00	1150000.00	1185000.00
45	Prepaid Telephone	4.1.44	0.00	0.00	0.00	0.00
46	Receivable	4.1.45	1800.00	0.00	50.00	0.00
47	Receivable from General Account	4.1.46	2333626.00	0.00	18700000.00	1400000.00
48	Transfer to SBI General A/c	4.1.47	0.00	0.00	0.00	0.00
49	Receivable from Exam Account	4.1.48	91200.00	0.00	0.00	0.00
50	Advance for Inspection for Affiliation	4.1.49	0.00	0.00	5000.00	6000.00
51	Prepaid Annual Membership fees	4.1.50	0.00	0.00	59000.00	59000.00
52	Receivable from NEC	4.1.51	0.00	0.00	48519.00	48519.00
53	Receivable from TBW account	4.1.52	0.00	0.00	4999.00	4999.00
54	Advance for Labour Payment	4.1.53	37000.00	0.00	0.00	0.00
55	TDS (A.Y. 2022-23)	4.1.54	51600.00	0.00	0.00	0.00
56	TOTAL OF ADVANCES		6,075,486.00	3,524,700.00	21,996,068.00	4,566,018.00
57	DEPOSITS	4.2				
58	Publication Security Deposit	4.2.1	0.00	0.00	0.00	0.00
59	Service Security Deposit	4.2.2	0.00	0.00	0.00	0.00
60	Sale proceeds of Question Bank	4.2.3	0.00	0.00	0.00	0.00
61	Security Deposit	4.2.4	15808.00	18000.00	0.00	0.00
62	Performance Security	4.2.5	0.00	0.00	0.00	0.00
63	Earnest Money Deposit	4.2.6	186380.00	229000.00	140000.00	147000.00
64	TOTAL OF DEPOSITS		202,188.00	247,000.00	140,000.00	147,000.00
65	TDS & OTHER CURRENT LIABILITIES	4.3				
66	Advertisement & Publicity payable	4.3.1	0.00	0.00	350000.00	371000.00
67	Air Conditioner & accessories payable	4.3.2	0.00	0.00	0.00	0.00
68	Books, newspaper & periodicals payable	4.3.3	6137.00	11500.00	2500.00	2800.00

69	Campus security payable	4.3.4	54362.00	98000.00	54362.00	54362.00
70	Computer & EDP payable	4.3.5	819256.00	1281000.00	0.00	0.00
71	Consultancy fees payable	4.3.6	100000.00	87550.00	65000.00	69000.00
72	Contingencies reimbursement for VCs establishment payable	4.3.7	13460.00	26500.00	0.00	0.00
73	CPF Employees Contribution	4.3.8	0.00	0.00	0.00	0.00
74	CPF Employers contribution payable	4.3.9	0.00	0.00	0.00	0.00
75	Earned leave encashment payable	4.3.10	497826.00	0.00	85000.00	95000.00
76	Electricity & water charges payable	4.3.11	88130.00	181000.00	115000.00	122000.00
77	Examination Center Expenses payable	4.3.12	128482.00	186000.00	950000.00	988000.00
78	Fuel cost for Registrar vehicle payable	4.3.13	2000.00	4000.00	6000.00	7000.00
79	Fuel cost for Office vehicle payable	4.3.14	0.00	0.00	0.00	0.00
80	Furniture & fixture payable	4.3.15	26078.00	51400.00	0.00	0.00
81	General Body(Court) meeting payable	4.3.16	0.00	0.00	0.00	0.00
82	GPF & GIS	4.3.17	77600.00	78500.00	78000.00	85200.00
83	Income Tax refund	4.3.18	0.00	0.00	0.00	0.00
84	Internal Audit fee payable	4.3.19	0.00	55000.00	0.00	0.00
85	Laboratory Equipment payable	4.3.20	1091680.00	769000.00	0.00	0.00
86	Land & building payable	4.3.21	3792742.00	6371000.00	8250000.00	8300000.00
87	Legal & Professional Fee payable	4.3.22	100000.00	37700.00	780000.00	811000.00
88	Misc.Computer & Peripherals payable	4.3.23	488924.00	880000.00	0.00	0.00
89	Misc. Electrical Repairs payable	4.3.24	0.00	0.00	0.00	0.00
90	Misc. Repairs & Maintenance AC payable	4.3.25	0.00	0.00	45500.00	47300.00
91	Misc. Repairs & Maintenance payable	4.3.26	35648.00	11500.00	6500.00	7300.00
92	Misc. meeting expenses payable	4.3.27	76535.00	144300.00	1000.00	1500.00
93	NPS Employer Contribution payable	4.3.28	1507876.00	302500.00	170000.00	218000.00
94	NPS Employees Subscription payable	4.3.29	1531395.00	2150000.00	1750000.00	2100000.00
95	Office Equipment payable	4.3.30	0.00	247000.00	0.00	0.00
96	Repair & Maintenance DG set payable	4.3.31	0.00	0.00	0.00	0.00
97	Remuneration for Re-Evaluation payable	4.3.32	31650.00	63000.00	2200.00	2500.00
98	Remuneration to Examiner payable	4.3.33	614320.00	1100000.00	75000.00	87000.00
99	Remuneration to Moderator payable	4.3.34	0.00	63000.00	0.00	0.00
100	Remuneration to Paper Setter payable	4.3.35	41000.00	80000.00	0.00	0.00
101	Salary & Remuneration Teaching payable	4.3.36	0.00	0.00	0.00	0.00
102	Student & Cultural meet payable	4.3.37	0.00	110000.00	0.00	0.00
103	TA to Examiner payable	4.3.38	0.00	0.00	0.00	0.00
104	TDS Legal and Professional	4.3.39	254745.00	149000.00	175000.00	189000.00
105	TDS (Other than contractors)	4.3.40	0.00	0.00	0.00	0.00

106	TDS P.Tax	4.3.41	98452.00	98500.00	112000.00	112200.00
107	TDS - Professional/Technical	4.3.42	0.00	0.00	0.00	0.00
108	Telephone, Data Card & Internet charge payable	4.3.43	41243.00	361000.00	19000.00	21000.00
109	Travelling & Conveyance payable	4.3.44	13329.00	55000.00	27000.00	29000.00
110	Website development & maintenance payable	4.3.45	0.00	132000.00	0.00	0.00
111	Cleaning & Sweeping payable	4.3.46	50116.00	90000.00	16000.00	17500.00
112	Other Deduction	4.3.47	2400.00	2400.00	88400.00	91000.00
113	Printing & stationary payable	4.3.48	891357.00	1500000.00	2388000.00	2500000.00
114	Salary & Remuneration payable	4.3.49	2092231.00	3945000.00	1850000.00	1961000.00
115	Staff Welfare Expenses payable	4.3.50	186700.00	145600.00	545000.00	567000.00
116	TDS Contractor	4.3.51	674419.00	775000.00	725000.00	754000.00
117	TDS (GST)	4.3.52	597915.00	95000.00	1075000.00	1118000.00
118	TDS Others	4.3.53	521688.00	610000.00	440000.00	462000.00
119	TDS Salary	4.3.54	2558446.00	2200000.00	3850000.00	4000000.00
120	TEQIP Expenditure	4.3.55	670275.00	565000.00	0.00	0.00
121	Uniform Expenses payable	4.3.56	0.00	0.00	0.00	0.00
122	Medical claim reimbursement	4.3.57	384815.00	587000.00	245000.00	260000.00
123	Remuneration to Scholars/PDFs payable	4.3.58	90000.00	162000.00	0.00	0.00
124	Convocation payable	4.3.59	0.00	0.00	0.00	0.00
125	Donation to AAN COVID 19 EE SHARE	4.3.60	55198.00	0.00	0.00	0.00
126	Repair & Maintenance Furniture Payable	4.3.61	0.00	0.00	18000.00	19400.00
127	Outsourcing payable	4.3.62	0.00	0.00	0.00	0.00
128	Staff Recruitment Payable	4.3.63	0.00	82500.00	0.00	0.00
129	Assets of small value payable	4.3.64	14573.00	27500.00	0.00	0.00
130	Consultant Fees payable	4.3.65	0.00	0.00	0.00	0.00
131	Payable to Exam A/C	4.3.66	0.00	0.00	9770000.00	9800000.00
132	Solar Power Plant payable	4.3.67	0.00	0.00	0.00	0.00
133	TA & DA payable	4.3.68	0.00	0.00	0.00	0.00
134	Beautification of Campus payable	4.3.69	280250.00	0.00	33000.00	35000.00
135	Electric Installations payable	4.3.70	204350.00	0.00	0.00	0.00
136	Video Conference Subscription payable	4.3.71	163260.00	0.00	95000.00	100000.00
137	Exam Project Recruitment Exp. payable	4.3.72	3631807.00	0.00	30200.00	32000.00
138	Library books payable	4.3.73	0.00	0.00	67900.00	71000.00
139	Patent exp payable	4.3.74	0.00	0.00	16600.00	17500.00
140	Payable to General account	4.3.75	0.00	0.00	245673.00	251000.00
141	Remuneration to PhD Examiner payable	4.3.76	0.00	0.00	10000.00	13000.00
142	Special Duty Allowance payable	4.3.77	0.00	0.00	6000.00	6000.00

143	Honorarium payable	4.3.78	0.00	0.00	120000.00	135000.00
144	Kitchen Utensils payable	4.3.79	0.00	0.00	900.00	1500.00
145	Remuneration to Guest faculty payable	4.3.80	131750.00	0.00	171000.00	188000.00
146	Remuneration to Scientific Associate payable	4.3.81	0.00	0.00	12400.00	0.00
147	Service charge NPS payable	4.3.82	1106.00	0.00	1100.00	1200.00
148	Statutory Audit fee payable	4.3.83	41300.00	0.00	59000.00	59000.00
149	AMC (AC & DG Set) Payable	4.3.84	37642.00	0.00	0.00	0.00
150	Academic Promotion Payable	4.3.85	21000.00	0.00	0.00	0.00
151	AMC (Computer etc.) Payable	4.3.86	8159.00	0.00	0.00	0.00
152	CEE 2020 Payable	4.3.87	43583.00	0.00	0.00	0.00
153	TOTAL OF TDS & OTHER CURRENT LIABILITIES		24,887,210.00	25,971,950.00	34,998,235.00	36,180,262.00
154	TOTAL REVENUE EXPENDITURE		31,164,884.00	29,743,650.00	57,134,303.00	40,893,280.00

"A" SCHEDULE
SCHEDULE OF PAY AND ALLOWANCE
OF UNIVERSITY STAFF REVENUE
BUDGET

DEPARTMENT	NO OF POSTS		BASIC PAY	NPS CONTRIBUTION
	TOTAL POSTS	FILLED UP		
1	2	3	4	5
I. VICE CHANCELLOR'S OFFICE ESTABLISHMENT				
1. VICE CHANCELLOR	1	1	2824200.00	282420.00
2. SECRETARY TO VC	1	1	420240.00	42024.00
3. OFFICE ASSISTANT	1	1	288480.00	28848.00
4. FRONT OFFICE ASSISTANT	2	2	579840.00	57984.00
5. STENOGRAPHER GRADE- I	1	1	584880.00	58488.00
6. DRIVER	1	1	339120.00	33912.00
7. GRADE- IV STAFF	1	1	272880.00	27288.00
8. TOTAL PAY	8	8	5309640.00	530964.00
9. DEARNESS ALLOWANCE	0	0	2276856.00	227686.00
10. HOUSE RENT ALLOWANCE	0	0	517464.00	0.00
11. MEDICAL ALLOWANCE	0	0	57600.00	0.00
12. CITY COMPENSATORY ALLOWANCE	0	0	16800.00	0.00
13. ADDL. FOR ROUNDING	0	0	0.00	0.00
14. TOTAL PAY (VCs OFFICE ESTABLISHMENT) (I)	8	8	8178360.00	758650.00
II. OFFICE OF THE REGISTRAR				
1. REGISTRAR	1	1	2541600.00	254160.00
2. OFFICE ASSISTANT	2	2	824400.00	82440.00
3. GRADE- IV STAFF	1	1	257040.00	25704.00
4. TOTAL PAY	4	4	3623040.00	362304.00
5. DEARNESS ALLOWANCE	0	0	1594140.00	159414.00
6. HOUSE RENT ALLOWANCE	0	0	362304.00	0.00
7. MEDICAL ALLOWANCE	0	0	28800.00	0.00
8. CITY COMPENSATORY ALLOWANCE	0	0	7800.00	0.00
9. ADDL. FOR ROUNDING	0	0	0.00	0.00
10. TOTAL PAY (REGISTRAR'S OFFICE) (II)	4	4	5616084.00	521718.00
III. OFFICE OF THE ACADEMIC REGISTRAR				
1. ACADEMIC REGISTRAR	1	1	2192400.00	219240.00
2. CONFIDENTIAL ASSISTANT	1	1	477120.00	47712.00
3. OFFICE ASSISTANT	2	2	709440.00	70944.00
4. TOTAL PAY	4	4	3378960.00	337896.00
5. DEARNESS ALLOWANCE	0	0	1486752.00	148675.00
6. HOUSE RENT ALLOWANCE	0	0	337896.00	0.00

7. MEDICAL ALLOWANCE	0	0	28800.00	0.00
8. CITY COMPENSATORY ALLOWANCE	0	0	9000.00	0.00
9. ADDL. FOR ROUNDING	0	0	0.00	0.00
10. TOTAL PAY (ACADEMIC REGISTRAR'S OFFICE) (III)	4	4	5241408.00	486571.00
IV. OFFICE OF THE CONTROLLER OF EXAMINATIONS				
1. CONTROLLER OF EXAMINATIONS	1	1	1782000.00	178200.00
2. DEPUTY CONTROLLER OF EXAMINATIONS	1	1	1509600.00	150960.00
3. CONFIDENTIAL ASSISTANT	1	1	477120.00	47712.00
4. OFFICE ASSISTANT/JUNIOR ASSISTANT	3	3	1096320.00	109632.00
5. ADMINISTRATIVE ASSISTANT	1	1	324720.00	32472.00
6. TOTAL PAY	7	7	5189760.00	518976.00
7. DEARNESS ALLOWANCE	0	0	2283504.00	228350.00
8. HOUSE RENT ALLOWANCE	0	0	518976.00	0.00
9. MEDICAL ALLOWANCE	0	0	50400.00	0.00
10. CITY COMPENSATORY ALLOWANCE	0	0	15600.00	0.00
11. ADDL. FOR ROUNDING	0	0	0.00	0.00
12. SPECIAL ALLOWANCE	0	0	0.00	0.00
13. LUMP SUM PROVISION FOR ADHOC APPOINTMENT	0	0	0.00	0.00
14. TOTAL PAY (CONTROLLER OF EXAMINATIONS OFFICE) (IV)	7	7	8058240.00	747326.00
V. OFFICE OF THE FINANCE AND ACCOUNTS OFFICER				
1. FINANCE AND ACCOUNTS OFFICER	1	1	1650000.00	165000.00
2. CASHIER	1	1	540840.00	54084.00
3. ACCOUNTANT	1	1	438360.00	43836.00
4. ASSISTANT ACCOUNTANT	1	1	297240.00	29724.00
5. GRADE- IV STAFF	1	1	272880.00	27288.00
6. TOTAL PAY	5	5	3199320.00	319932.00
7. DEARNESS ALLOWANCE	0	0	1407708.00	140771.00
8. HOUSE RENT ALLOWANCE	0	0	319932.00	0.00
9. MEDICAL ALLOWANCE	0	0	36000.00	0.00
10. CITY COMPENSATORY ALLOWANCE	0	0	10200.00	0.00
11. ADDL. FOR ROUNDING	0	0	0.00	0.00
12. SPECIAL ALLOWANCE	0	0	0.00	0.00
13. LUMP SUM PROVISION FOR ADHOC APPOINTMENT	0	0	0.00	0.00
14. TOTAL PAY (OFFICE OF THE FINANCE AND ACCOUNTS OFFICER) (V)	5	5	4973160.00	460703.00
VI. ADMINISTRATIVE OFFICE				
1. SYSTEM ADMINISTRATOR	1	1	601200.00	60120.00
2. SYSTEM OPERATOR	1	1	281400.00	28140.00

3. OFFICE ASSISTANT	0	0	0.00	0.00
4. ELECTRICIAN	0	0	0.00	0.00
5. STORE KEEPER	0	0	0.00	0.00
6. CLEANING STAFF	0	0	0.00	0.00
7. GARDENER	0	0	0.00	0.00
8. GRADE- IV STAFF	0	0	0.00	0.00
9. TOTAL PAY	2	2	882600.00	88260.00
10. DEARNESS ALLOWANCE	0	0	388344.00	38834.00
11. HOUSE RENT ALLOWANCE	0	0	88260.00	0.00
12. MEDICAL ALLOWANCE	0	0	14400.00	0.00
13. CITY COMPENSATORY ALLOWANCE	0	0	4800.00	0.00
14. ADDL. FOR ROUNDING	0	0	0.00	0.00
15. SPECIAL ALLOWANCE	0	0	0.00	0.00
16. LUMP SUM PROVISION FOR ADHOC APPOINTMENT	0	0	0.00	0.00
17. TOTAL PAY (ADMINISTRATIVE OFFICE) (VI)	2	2	1378404.00	127094.00
18. OUTSOURCING (VII)	0	0	8288386.00	0.00
19. TOTAL PAY [(I+ II + III + IV + V + VI + VII)]	30	30	41734042.00	3102062.00
VII. GRAND TOTAL PAY : Rs 4,48,36,104.00				

"B" SCHEDULE
SCHEDULE OF REMUNERATION OF
UNIVERSITY STAFF
REVENUE BUDGET

DEPARTMENT	NO OF POSTS		CONSOLIDATED MONTHLY PAY
	2022-2023	2023-2024	
1	2	3	4
VICE CHANCELLOR'S OFFICE ESTABLISHMENT			
GRADE IV STAFF	2	2	36000.00
CLEANING STAFF	1	1	8000.00
OFFICE OF THE REGISTRAR			
GRADE III STAFF	1	1	21000.00
GRADE IV STAFF	1	1	18000.00
MULTI TASKING ASSISTANT	0	1	21000.00
DRIVER	1	1	18000.00
CLEANING STAFF	1	1	8000.00
OFFICE OF THE ACADEMIC REGISTRAR			
GRADE IV STAFF	1	1	18000.00
MULTI TASKING ASSISTANT	0	1	21000.00
OFFICE OF THE CONTROLLER OF EXAMINATIONS			
GRADE III STAFF	4	4	84000.00
GRADE IV STAFF	1	1	18000.00
MULTI TASKING ASSISTANT	0	1	21000.00
OFFICE OF THE FINANCE AND ACCOUNTS OFFICER			
GRADE III STAFF	1	1	21000.00
TOTAL PAY (NON ACADEMIC STAFF)	14	17	313000.00
ACADEMIC STAFF (FACULTY) M.Tech IN ENERGY ENGINEERING			
FACULTY STAFF	4	4	200000.00
TOTAL PAY (ACADEMIC STAFF)	4	4	200000.00
ENGINEERING DEPARTMENT			
PLUMBER	1	1	18000.00
SITE ENGINEER	0	1	21000.00
CENTRAL LIBRARY			
LIBRARY ASSISTANT	0	1	21000.00
MULTI TASKING HELPER (STORE & LIBRARY)	0	1	18000.00

"C" SCHEDULE
SCHEDULE OF PAY SCALES OF THE
STAFF

SL NO	CATEGORY	SCALE OF PAY	GRADE PAY
1	2	3	4

Posts created and sanctioned vide Govt Letter No: ATE.186/2011/27 dated: 14/03/2012, ATE.191/2011/11 dated: 29/02/2012, ATE.191/2011/18 dated: 18/08/2012 and ATE.191/2011/126 dated: 20/06/2018

1	VICE-CHANCELLOR	RS 2,10,000 (FIXED)	Rs 5,000/- AS SPECIAL ALLOWANCE
2	REGISTRAR	Rs 144200-218200	
3	ACADEMIC REGISTRAR	Rs 144200-218200	
4	CONTROLLER OF EXAMINATIONS	Rs 144200-218200	
5	FINANCE AND ACCOUNTS OFFICER	Rs 78800-211500	
6	DEPUTY CONTROLLER OF EXAMINATIONS - A	Rs 78800-211500	
7	CASHIER	Rs 22000-87000	Rs 11500
8	ACCOUNTANT	Rs 14000-49000	Rs 8700
9	CONFIDENTIAL ASSISTANT	Rs 22000-87000	Rs 9100
10	FRONT OFFICE ASSISTANT	Rs 14000-49000	Rs 6800
11	OFFICE ASSISTANT	Rs 14000-49000	RS 8000
12	JUNIOR ASSISTANT	Rs 14000-49000	RS 8000
13	SYSTEM OPERATOR	Rs 14000-49000	Rs 6200
14	STENOGRAPHER GRADE-I	Rs 30000-110000	13300
15	GRADE IV	Rs 12000-37500	Rs 3900
16	DRIVER	Rs 14000-49000	Rs 5000
17	SYSTEM ADMINISTRATOR	Rs 30000-110000	Rs 14500
18	SECRETARY TO VC	Rs 22000-87000	Rs 9100
19	ASSISTANT ACCOUNTANT - A	Rs 14000-49000	Rs 8000
20	ADMINISTRATIVE ASSISTANT	Rs 14000-49000	Rs 8700

PROPOSALS IN TRANSIT

21	DEPUTY CONTROLLER OF EXAMINATIONS - B	Rs 78800-211500	
22	SECRETARY TO REGISTRAR	Rs 22000-87000	Rs 9100
23	SECRETARY TO ACADEMIC REGISTRAR	Rs 22000-87000	Rs 9100
24	LIBRARIAN	Rs 144200-218200	
25	ASSISTANT LIBRARIAN	Rs 78800-211500	
26	ADMINISTRATIVE OFFICER	Rs 22000-87000	Rs 11500
27	CIVIL ENGINEER	Rs 30000-110000	Rs 14500
28	SECURITY OFFICER	Rs 22000-87000	Rs 9100
29	HOUSE KEEPING	Rs 22000-87000	Rs 9100

30	ELECTRICAL ENGINEER	Rs 30000-110000	Rs 14500
31	PLUMBER	Rs 14000-49000	Rs 5000
32	ASSISTANT ACCOUNTANT - B	Rs 14000-49000	Rs 8000
33	ELECTRICIAN	Rs 14000-49000	Rs 5000
34	STORE KEEPER	Rs 14000-49000	Rs 5000
35	CLEANING STAFF	Rs 12000-37500	Rs 3900
36	GARDENER	Rs 12000-37500	Rs 3900
37	GRADE IV (NIGHT/KEY) CHOWKIDAR	Rs 12000-37500	Rs 3900

TEACHER'S POST PROPOSAL

38	PROFESSOR	Rs 144200-218200	
39	ASSOCIATE PROFESSOR	Rs 131400-217100	
40	ASSISTANT PROFESSOR	Rs 57700-182400	

NB:

1. All of the above posts are being proposed by Dr. A. Bora, Director of Technical Education, vide letter No. TE(ASTU)Misc-1/2011/4077 dated 7th September, 2011 under the Govt. Budget Head of Account "(i) 2203. Technical Education 001.D&A 09 Grants in Aid 44(02) (ii) University of Science and Technology (plan) for this purpose during the financial year 2011-12".
2. The post having Sl. No. 1 has been concurred and sanctioned vide letter No. ATE.186/2011/27 dated Dispur, the 14th March, 2012
3. The post having Sl. No. 3 to 7, 9 to 11, 13 and 15 have been concurred and sanctioned vide letter No. ATE.191/2011/18 dated Dispur, the 18th August, 2012.
4. The post having Sl. No. 2, 8, 12 and 14 to 16 have been concurred and sanctioned vide letter No. ATE/2011/11 dated Dispur the 29th February, 2012.
5. The post having Sl. No. 17 to 20 have been concurred and sanctioned vide letter ATE.191/2011/126 Dated 20/06/2018
6. The post having Sl. No. 21 to 37 are being proposed by Dr. A. Bora, Director of Technical Education, vide letter No. TE(ASTU)Misc-1/2011/4077 dated 7th September, 2011.
7. The post having Sl. No. 38 to 40 are being proposed vide this office letter No. ASTU/ESTT/HRM/68/2014/Vol-III/7831 dated 02/11/2018.

